

DELABIE

Anti-Legionella and all-germ
point-of-use filters



 **BIOFIL**

- ▶ Tap & wall-mounted shower filters
- ▶ Shower head filters
- ▶ Spout filters

DELABIE

CONTACTS

HEAD OFFICE & PRODUCTION SITE

18, rue du Maréchal Foch
80130 Friville
FRANCE

delabie.com

EXPORT

Tel. +33 (0)3 22 60 22 72
export@delabie.fr

QUOTES

Tel. +33 (0)3 22 60 22 72
export.quotes@delabie.fr

TECHNICAL SUPPORT

Tel. +33 (0)3 22 60 22 74
Fax +33 (0)3 22 30 31 07
sav@delabie.fr



Certification
ISO 9001: 2015
quality management
systems

ACS

Certificate of Sanitary Conformity.

All DELABIE products conform to the CPDW* directive modified 29/05/1997, and the French Ministry of Health circular DGS/SD7A2002 no. 571 dated 25/11/2002.

* Construction Products in Contact with Drinking Water (European Commission).

Anti-Legionella and all-germ point-of-use filters

TAP & WALL-
MOUNTED
SHOWER FILTERS

6



SHOWER HEAD
FILTERS

7



SPOUT
FILTERS

8





BIOFIL filter for mixers and taps

CONTROLLING WATERBORNE HEALTH RISKS

Water, essential for hygiene, can also be a source of infection if its quality is not controlled. The proliferation of bacteria (*Legionella spp.*, *Pseudomonas aeruginosa*, etc.) in the water supply or in mixers and taps may cause serious infections, especially for vulnerable people.

Water systems in all buildings open to the public should be monitored for *Legionella* (e.g. hotels and holiday accommodation, campsites, detention centres, etc.) and not just healthcare facilities.

The prevention of health risks associated with pathogenic bacteria in water systems should be a constant concern for public buildings, and in particular healthcare facilities (see the current French and UK government guidance below).

The BIOFIL range of point-of-use filters provides a preventative or curative solution to secure the water quality at the point-of-use and protect the health of the user.



BIOFIL spout filter for BIOCLIP mixers and taps

CURRENT GUIDANCE

French and UK legislation is well established in both healthcare and public buildings to reduce the risk of *Legionella*

The French Circular of 22 April, 2002, recommends that healthcare facility managers should create "secure points-of-use" where the water quality is safe for high risk users.

In the UK, the Health & Safety Executive guidance (HSG274 Part 2, 2014) recommends point-of-use filters as a temporary measure until a permanent, safe solution is in place. In some healthcare situations the long-term use of filters may be necessary to protect vulnerable patients.

Point-of-use micro-filters with a 0.2µm membrane constitute a means for removing *Legionella* and *Pseudomonas aeruginosa* in water drawn off from the system.



BIOFIL shower head filter



BIOFIL filter for wall-mounted showers

The French Directive of 1st February, 2010, and the UK guidance HSG274 Part 2 both state that monitoring for *Legionella* should be carried out

Analysis of water samples should take place in those locations which are deemed at risk. In France this includes points-of-use that are accessible to the public and where aerosols are generated (mixers, taps, showers, etc.).

In the UK, sampling should occur where there are vulnerable people (e.g. in hospitals and care homes). Also where *Legionella* control measures such as hot water temperature control or biocide treatments are not consistently achieved.

When a sample identifies a *Legionella* count above acceptable levels, the facility manager must assess the installation to identify the necessary action to protect users.

Point-of-use micro-filters are a means to restore the bacteriological quality of water at the point-of-use (anti-*Legionella* and all-germ tap filters and shower heads, etc.).

The French High Council Report on public health and the risk of *Legionella* from 11 July, 2013, is a guide to investigation and management assistance

If sampling in public buildings shows *Legionella* levels above the acceptable threshold, the first priority is to protect users. Contaminated equipment should be placed out-of-action and "anti-*legionella*" point-of-use filters should be installed on the water system in healthcare facilities and nursing homes.

The UK Health & Technical Memoranda 04-01 Part C (2016) provides advice on managing *Pseudomonas aeruginosa* in augmented care units

The water quality must be guaranteed for augmented care patients. This means either: water where testing has shown an absence of *P. aeruginosa*; or water supplied through a POU filter; or sterile water (for example, for skin contact for babies in neonatal intensive care units).

ANTI-LEGIONELLA AND ALL-GERM RANGE OF BIOFIL FILTERS

DELABIE offers a collection of BIOFIL water filtering devices: tap and wall-mounted shower filters, shower head filters and spout filters BIOFIL filters are designed to deliver **bacteriologically controlled water** at the point-of-use.

These devices retain bacteria, including waterborne opportunistic pathogenic micro-organisms such as *Legionella spp.*, *Legionella pneumophila*, *Pseudomonas aeruginosa*, non-tuberculous Mycobacteria and other micro-organisms, thanks to a hollow fibre micro-filtration membrane with a porosity of 0.1µm nominal-rated. This micro-filtration technology guarantees a bacteriological quality superior to that of the drinking water system without changing its chemical composition.

BIOFIL filters are designed to **secure water delivery at the point-of-use**. They are recommended for **managing and preventing so-called healthcare associated infections (HAIs)**.

AREAS OF USE

Anti-Legionella and all-germ filters

BIOFIL 2, 3 and 4-month point-of-use filters provide a physical barrier to reduce the risk of infection associated with waterborne micro-organisms. The micro-filtration membrane provides protection for immunosuppressed and vulnerable people.

Filters are necessary for the care of **immunosuppressed patients** in high risk areas such as bone marrow and organ transplant units, oncology, intensive care, neonatal wards and any other area providing care for this type of patient. They also provide **protection against the risk of legionella and ensure compliance with regulations** for users of public buildings.

NO CHEMICAL PRODUCTS

No chemical products are used during the manufacture of our filters.

TOTAL CONTROL OF THE MANUFACTURING PROCESS

100% quality controlled

The fibre quality and porosity of the finished product are continuously monitored during the manufacturing process for 100% of the fibres.

COMPONENT DISPOSAL STRATEGY

BIOFIL filters are classified as household waste. The outer packaging is made from recycled cardboard which is also fully recyclable.

HOLLOW FIBRE, AN INNOVATIVE, TECHNICAL SOLUTION

Hollow fibre micro-filtration

There are two main types of membrane used in point-of-use micro-filtration devices: flat membrane or tubular membrane.

DELABIE chose to use hollow fibre tubular membrane filtration technology.

THE PRINCIPLE OF HOLLOW FIBRE FILTRATION

Hollow fibre filter

The BIOFIL filter is made up of a collection of polyethylene hollow fibres grouped together into a unit. The fibres are extremely fine and flexible, with an outer diameter of 0.6mm and a thickness of several tens of microns.

The fibres are hollow and shaped like a straw (tubular).

Microporous structure

The hollow fibre membranes have multiple pores which vary in size from 0.01 - 0.1 micron. Each membrane consists of several surfaces with microporous structures (micro slits).

Bacteria and any particles in suspension that are larger than 0.1 micron are trapped by these structures and are retained permanently on the external surface of the membrane.

External/Internal frontal filtration

DELABIE uses a frontal filtration system. The water requiring treatment flows at right angles to the filter surface and passes through the membrane due to the pressure difference on either side of the membrane.


The water flows from the external to the internal surface of the fibre.

Bacteria and other microparticles that cannot pass through the gaps in the membrane structure are retained on the outer surface and therefore do not penetrate the membrane.

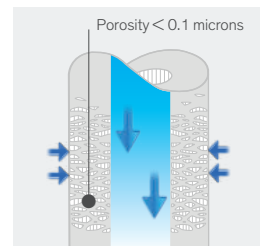
Filtration area/storage of bacteria

The filter's large hollow fibre filtration surface area makes it possible to filter a larger volume of water.

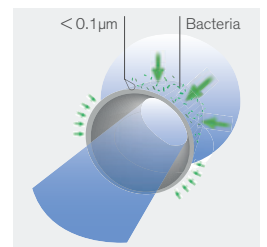
Consequently the storage capacity for bacteria and impurities trapped inside the filter is much greater.



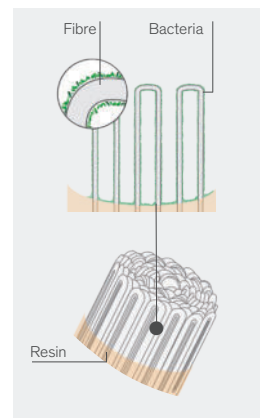
Hollow fibre membrane



Microporous structure




External/internal frontal filtration



Large filtration area
Optimised bacteria storage



Bacteriologically controlled water



Section of the BIOFIL tap filter



Maximum lifespan



Tilted to optimise the position of the tap filter



CE marked class I Medical Devices for non-sterile filters
CE marked class Is Medical Devices for sterile filters

BACTERIAL CHALLENGE

BIOFIL filters are approved using the ASTM F838* method.

This test confirms the effective bacterial retention power of the filters used for the decontamination of liquids.

The microbiological challenges carried out on BIOFIL filters in laboratories using the species *Brevundimonas diminuta*, *Legionella pneumophila* and *Pseudomonas aeruginosa* demonstrate a retention efficiency of \log^7 for all waterborne micro-organisms which are larger than the filter pores which have a nominal porosity rating of 0.1 μ m and absolute porosity rating of 0.2 μ m.

When subjected to this test, all BIOFIL filters delivered an effluent free from bacteria, so they have a sterilising grade of 0.1 micron nominal-rated.

* Standard Test Method for Determining Retention of Membrane Filters Utilized for Liquid Filtration.

LIFESPAN

BIOFIL anti-*Legionella* and all-germ filters can be used for up to 4 months after initial installation (depending on the model installed).

After the time period marked on the filter (2, 3 or 4 months), DELABIE recommends changing the filter to avoid any risk of retro-contamination from the bacteria concentrated in the filter especially in at-risk areas.

Note: The amount of impurities in the water will vary between water systems. Filters will, therefore, become clogged at different rates. If the filter becomes clogged prematurely, it is necessary to change it. We recommend pre-filtration upstream to filter out suspended solids and/or colloids, etc.

Bacterial proliferation is significantly reduced in an installation where the water is pre-filtered, and the lifespan of all equipment is greatly increased.

RESISTANT TO DIFFERENT WATER SYSTEM TREATMENTS

BIOFIL filters will withstand thermal and chemical shocks. During chemical or thermal shocks, impurities become trapped in the filter and reduce its lifespan. DELABIE, therefore, recommends **changing the filter after any treatment**.

Resistance to thermal shocks:
Temperatures of 70°C for a cumulative period of 30 minutes during its lifetime.

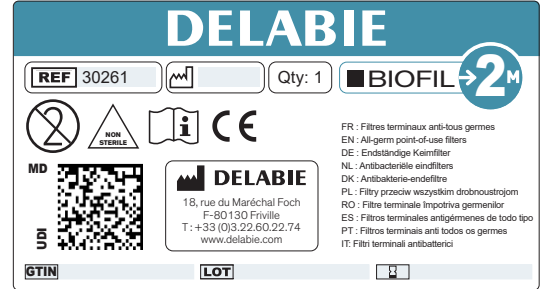
Resistance to chemical shocks:
Chlorine levels for 2-month filters: 2 hours at 100ppm;
3-month filters: 3 hours at 100ppm;
and 4-month filters: 4 hours at 100ppm.

OPTIMISED TRACEABILITY

To control the health risks associated with water, the whole process from the manufacture of the medical device components to the use of the finished product must be completely traceable.

Individual packet label

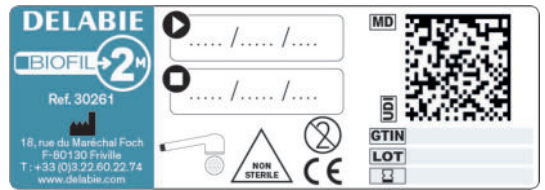
All BIOFIL filters have a unique batch number which can be easily traced back through the production process.



Double labelling on the filter

All filters are supplied with 2 waterproof labels which identify the product and ensure traceability when the filter is changed.

One is positioned on the product, the other can be removed and transferred to the record log, ensuring traceability.



COMPLIANCE

CE marked class I Medical Devices

BIOFIL non-sterile filters comply with the European Regulation EU 2017/745 and benefit from the CE Mark (2022).

CE marked class Is Medical Devices

BIOFIL sterile filters comply with the European Regulation EU 2017/745 and benefit from the CE mark (2022).

Sterilisation complies with European standard EN ISO 11137

After manufacture, BIOFIL sterile filters are sterilised using gamma rays. Each box has a **visual marker showing that the filters have been sterilised**.

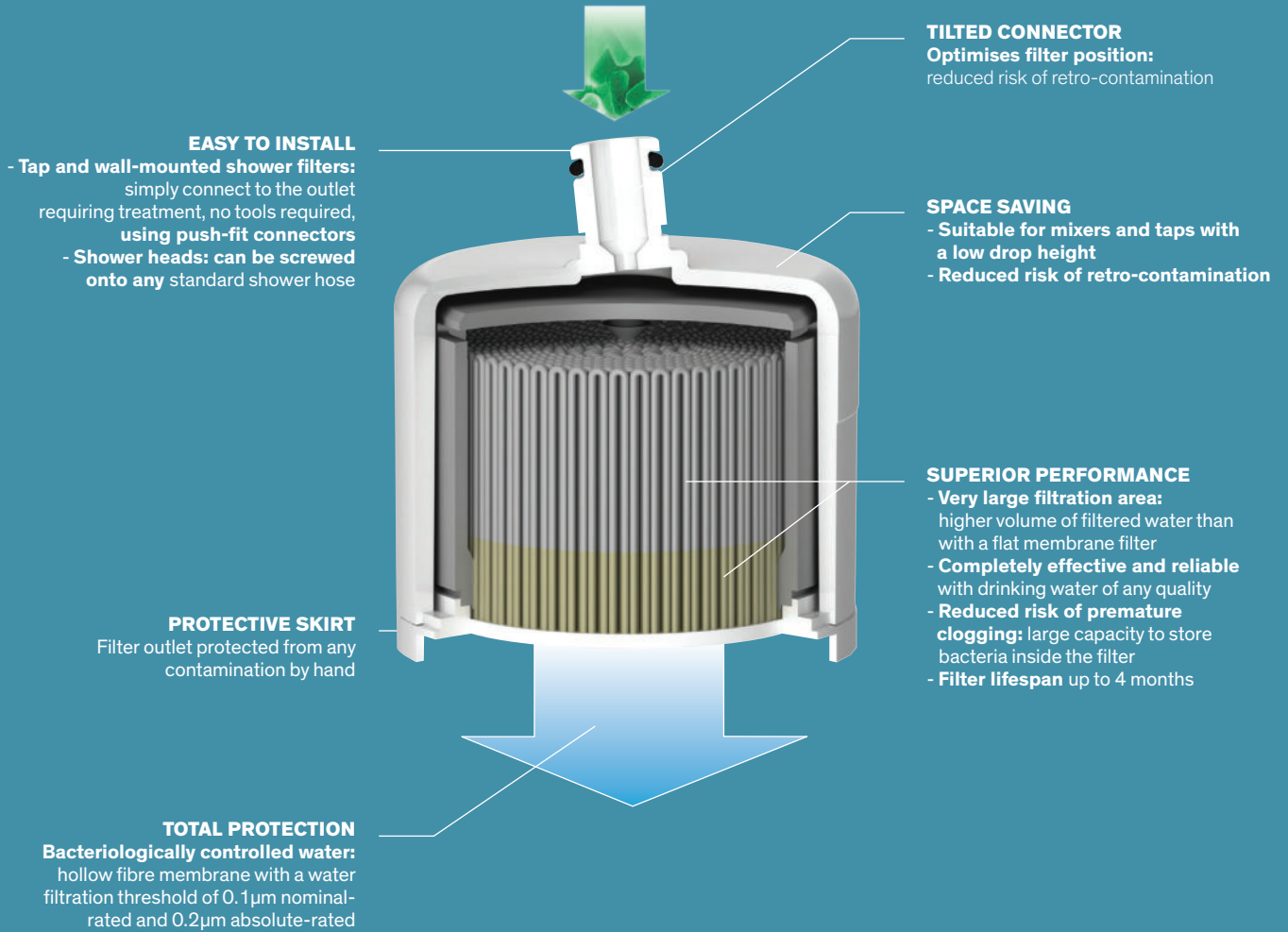
After sterilisation, BIOFIL filters have a shelf life of 3 years. The product expiry date is marked on the label.

Certificate of sanitary compliance

All BIOFIL filters conform to the CPDW directive and the Order of 29 May 1997, as amended, and the French Ministry of Health Circular DGS/SD7A2002 no. 571 of 25 November 2002.

WRAS

Our BIOFIL filters are WRAS approved. WRAS Approval demonstrates that a product complies with the Water Supply (Water Fittings) Regulations and Scottish Water Byelaws. The WRAS approval standard is accepted as a **quality benchmark** by water suppliers who enforce the Water Regulations and Byelaws.



 : Water flow through the filter



BIOFIL tap and wall-mounted shower filter

Anti-Legionella and all-germ filter



- Single use filter for taps and wall-mounted showers, sterilising grade **0.1µm nominal-rated**.
- Hydrophilic polyethylene hollow fibres.
- Maximum lifespan: **2, 3 or 4 months** after installation depending on the model installed.
- **Space saving**, suitable for mixers and taps with a low drop height.
- Volume of water filtered per duration of use: 6,000L for 2 months; 9,000L for 3 months; 12,000L for 4 months.
- Filtration flow rate: 5.5 lpm* at 3 bar for 2-month versions; 7.6 lpm* at 3 bar for 3 and 4-month versions (filter only, excludes any flow rate restrictor/regulator in the shower or mixer).
- Maximum upstream pressure at point-of-use: 5 bar.
- Careful management of retro-contamination: **protective skirt** and filter position is optimised thanks to a **tilted connector**.
- Compatible with and resistant to chemical and thermal shocks.
- **CE marked class I Medical Device** for non-sterile versions.
- **CE marked class Is Medical Device** for sterile versions.
- **Available in two versions:**
 - **sterile filters**, individually wrapped in sterile packaging;
 - **non-sterile filters**, individually wrapped in non-sterile packaging.

* Average flow rate during the product lifespan.



Tilted connector to optimise filter position:

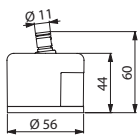
Filter position can be adjusted to prevent the water flowing directly onto the waste. Reduces the risk of retro-contamination.



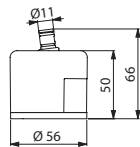
shower spray



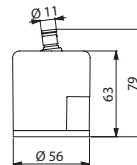
laminar flow



20250/30250
20251/30251



20350/30350
20351/30351



20450/30450
20451/30451

1 BIOFIL tap and wall-mounted shower filter*

2-month lifespan

Sterile, shower spray	20250
Sterile, laminar flow	20251
Non-sterile, shower spray	30250
Non-sterile, laminar flow	30251

3-month lifespan

Sterile, shower spray	20350
Sterile, laminar flow	20351
Non-sterile, shower spray	30350
Non-sterile, laminar flow	30351

4-month lifespan

Sterile, shower spray	20450
Sterile, laminar flow	20451
Non-sterile, shower spray	30450
Non-sterile, laminar flow	30451

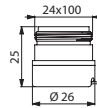
* Reference is for a single unit. Can only be ordered in multiples of 10 (packaged in boxes of 10).

Related products

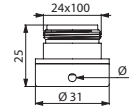


Push-fit connector

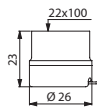
- Simple to connect to the point-of-use requiring treatment, no tools required.
- Standard or vandal-resistant versions available.



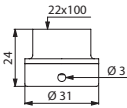
820124N



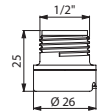
821124



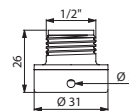
820122N



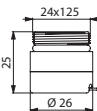
821122



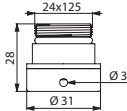
820123



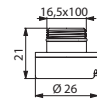
821123



820125



821125



820126N



Vandal-resistant version:

Tamper-proof connector prevents vandalism and unauthorised removal of filter.

Push-fit connector for mixer/tap filters

M24 × 100	820124N
M24 × 100, vandal-resistant version	821124
F22 × 100	820122N
F22 × 100, vandal-resistant version	821122
M1/2"	820123
M1/2", vandal-resistant version	821123
M16.5×100	820126N

Push-fit connector for wall-mounted shower filters

M24 × 125	820125
M24 × 125, vandal-resistant version	821125

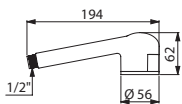
These connectors are suitable for use with the new range of filters shown opposite.

BIOFIL shower head filter
Anti-Legionella and all-germ filter

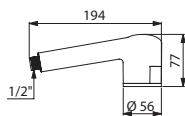


- Single use shower head filter, sterilising grade **0.1µm nominal-rated**.
- **Quick to install: screws on to all standard shower hoses.**
- Hydrophilic polyethylene hollow fibres.
- Maximum lifespan: **2, 3 or 4 months** after installation depending on the model installed.
- Volume of water filtered per duration of use: 6,000L for 2 months; 9,000L for 3 months; 12,000L for 4 months.
- Filtration flow rate: 11.2 - 11.8 lpm* at 3 bar depending on the model (filter only, excludes any flow rate restrictor/regulator in the shower).
- Maximum upstream pressure at point-of-use: 5 bar.
- Compatible with and resistant to chemical and thermal shocks.
- **CE marked class I Medical Device** for non-sterile versions.
- **CE marked class Is Medical Device** for sterile versions.
- **Available in two versions:**
 - **sterile filters**, individually wrapped in sterile packaging;
 - **non-sterile filters**, individually wrapped in non-sterile packaging.
- **Very light hand spray:**
 - 2-month version: empty filter: 105g; filter filled with water: 186g.
 - 3 & 4-month versions: empty filter: 133g; filled with water: 253g.

* Average flow rate during the product lifespan.



20261/30261



20361/30361/20461/30461

1 BIOFIL shower head filter*

2-month lifespan

Sterile	20261
Non-sterile	30261

3-month lifespan

Sterile	20361
Non-sterile	30361

4-month lifespan

Sterile	20461
Non-sterile	30461

* Reference is for a single unit. Can only be ordered in multiples of 10 (packaged in boxes of 10).



BIOFIL spout filter

Anti-Legionella and all-germ filter

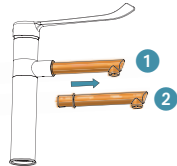


- Single use spout filter, sterilising grade **0.1µm nominal-rated**.
- **Can be installed instead of BIOCLIP spouts** (does not require tools or the water to be shut off).
- Hydrophilic polyethylene hollow fibres.
- Maximum lifespan: **2 months** after installation.
- Qualified water volume per duration of use: 6,000L.
- Filtration flow rate: 6 lpm* at 3 bar (filter only, excludes any flow rate restrictor/regulator in the mixer).
- Maximum upstream pressure at point-of-use: 5 bar.
- Compatible with and resistant to chemical and thermal shocks.
- **Available in two versions:**
 - **sterile filters**, individually wrapped in sterile packaging;
 - **non-sterile filters**, individually wrapped in non-sterile packaging.

* Average flow rate during the product lifespan.



20040/30040



Quick and easy to install:

- 1 Pull the BIOFIL spout towards you to remove it.
- 2 Insert another spout filter in its place

1 BIOFIL spout filter*

2-month lifespan

Sterile	20040
Non-sterile	30040

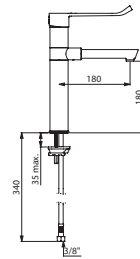
* Reference is for a single unit. Can only be ordered in multiples of 10 (packaged in boxes of 10).

Related products



BIOCLIP mixer with swivelling spout

- High, removable, disposable, swivelling spout H. 180mm, made from recyclable Hostaform®, L. 180mm.
- Spout can be replaced by a BIOFIL filter spout (see opposite).
- Ø 35mm ceramic cartridge, standard or pressure-balancing.
- Flow rate limited to 5 lpm.
- Hygiene control lever L. 185mm requires no manual contact.



2871T1

Mechanical mixer with BIOCLIP swivelling spout H. 180 L. 180

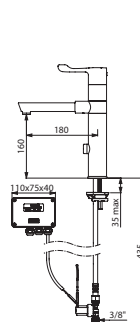
Mixer with pressure-balancing	2871T1EP
Mixer with standard ceramic cartridge	2871T1

For more information, see our Healthcare catalogue, DOC 900INT.

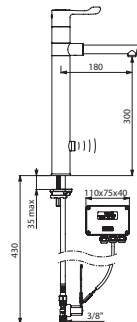


TEMPOMATIC MIX electronic mixer with BIOCLIP spout

- Removable, disposable, swivelling spout made from recyclable Hostaform® L. 180mm.
- Spout can be replaced by a BIOFIL filter spout (see opposite).
- Shock-resistant infrared presence detection sensor.
- Hygiene lever L. 100mm controls temperature.



20871T1



20871T3

TEMPOMATIC MIX mixer with swivelling spout

Mains supply

BIOCLIP, H. 160mm L. 180mm, 5 lpm	20871T1
BIOCLIP, H. 300mm L. 180mm, 9 lpm	20871T3

For more information, see our Healthcare catalogue, DOC 900INT.

AVAILABLE CATALOGUES:


DOC 609INT: Water Controls for Public and Commercial Places

DOC 900INT: Water Controls for Healthcare Facilities and Retirement Homes

DOC 950INT: Accessibility and Independence - Hygienic Accessories for Public and Commercial Places

DOC 750INT: Stainless Steel Sanitary Ware

DOC 200INT: Water Controls for Professional Catering



DELABIE

18, rue du Maréchal Foch
80130 FRIVILLE - FRANCE

DELABIE S.A.S., share capital €999,600 - RCS 615 680 089 Amiens

delabie.com

