

HAND WASHING AND DISINFECTION



Public & Commercial Places
DELABIE's solutions
100% Hygiene

DELABIE

CONTACTS

HEAD OFFICE & PRODUCTION SITE

18, rue du Maréchal Foch
80130 Friville
FRANCE

delabie.com

EXPORT

Tel. +33 (0)3 22 60 22 72
Fax +33 (0)3 22 60 22 82
export@delabie.fr

QUOTES

Tel. +33 (0)3 22 60 22 72
Fax +33 (0)3 22 60 22 82
export.quotes@delabie.fr

TECHNICAL SUPPORT

Tel. +33 (0)3 22 60 22 74
Fax +33 (0)3 22 30 31 07
sav@delabie.fr



Engage on two fronts with DELABIE HAND HYGIENE AND WATER SAVINGS

DELABIE, 100% Hand hygiene

In the current climate, hand washing and disinfection are vital; here we bring together a selection of our best solutions. Electronic mixers, taps and soap/hydroalcoholic gel dispensers with no manual contact, or even time flow and mechanical solutions, all our products are designed for use **in public and commercial places**. They meet the highest requirements in terms of hygiene. For decades, DELABIE has provided the best solutions in this field.

DELABIE, 90% water and energy savings

By following the barrier gestures recommended in the current pandemic, hand washing frequency has multiplied by 3, and the length of time taken to wash hands has increased by 50%. The over-consumption of water and energy is enormous and will remain so. There is an urgent need to install taps systematically **in all public and commercial places** to ensure both maximum hygiene and water savings which, with DELABIE's solutions, can be up to 90%. We must not neglect the environmental and economic challenges.



Certification
ISO 9001: 2015
quality management
systems

ACS

Certificate of Sanitary Conformity.

All DELABIE products conform to the CPDW* directive modified 29/05/1997, and the French Ministry of Health circular DGS/SD7A2002 no. 571 dated 25/11/2002.


* Construction Products in Contact with Drinking Water (European Commission).

SOLUTIONS WITH NO MANUAL CONTACT

P. 4



SOAP / HYDROALCOHOLIC GEL DISPENSERS 7



ELECTRONIC CONTROLS 9



HANDS-FREE CONTROLS 16



HAND WASHBASINS 18

TIME FLOW MECHANICAL SOLUTIONS

P. 20



SOAP / HYDROALCOHOLIC GEL DISPENSERS 23



TIME FLOW CONTROLS 27

HAND DRYING SOLUTIONS

P. 32



PAPER TOWEL DISPENSERS & WASTE BINS 33



HAND DRYERS 37

SOLUTIONS FOR HEALTHCARE FACILITIES

P. 38



ELECTRONIC CONTROLS 39



ANTI-LEGIONELLA / ALL-GERM FILTERS 40

SOLUTIONS
WITH NO MANUAL CONTACT



HYGIENE AND CONTROLLING BACTERIAL PROLIFERATION

Opens/closes automatically, with no manual contact

DELABIE's electronic mixers and taps are operated by active infrared detection. Flow opens when the detector senses hands and shuts off automatically when hands are removed from the detection zone.

No manual contact prevents the spread of germs by hand.

Anti-bacterial duty flush programme

If a mixer or tap is not used for prolonged periods of time, water stagnates in the pipework, which favours the development of bacteria (e.g. isolated points-of-use, facilities closed during holidays, etc.). DELABIE's electronic mixers and taps have a duty flush programme.

An automatic flush takes place for approximately 60 seconds every 24 hours after the last use (programmable on some models).

Reduced-stagnation solenoid valve

Most solenoid valves are fitted with a rubber membrane behind which water stagnates and is not renewed. This can lead to bacterial proliferation.

DELABIE has developed a technology without a membrane (patented system).

With this **piston-operated solenoid valve**, water is drained and renewed with every use **which reduces niches where bacteria can develop.**

The solenoid valve's self-cleaning system with a calibrated groove reduces the build-up of dirt. Furthermore, its slow closure eliminates water-hammer.

Hygienic flow straightener

Unlike conventional aerators, DELABIE's flow straighteners are specially made from **Hostaform®**, a material that is highly scale-resistant (build-up of scale is 10 times slower).

They minimise water retention and the build-up of dirt, and prevent the spread of germs.

PEX flexible hoses

These flexible hoses will withstand the thermal and chemical shocks undertaken in public and commercial buildings for preventative or curative treatments against the development of bacteria.

Pathogen-free mixers and taps

DELABIE guarantees that its mixers and taps will be delivered free from pathogenic bacteria.

90% WATER AND ENERGY SAVINGS

Water savings

Compared to conventional mixers and taps, DELABIE's electronic mixers and taps can offer maximum water savings. They ensure the manager's water bills can be reduced whilst preserving user comfort.

• Automatic shut-off and split delivery

The mixer or tap shuts off automatically when hands are removed from the detection zone.

This removes the risk of waste through negligence. The anti-blocking security activates to prevent the mixer or tap from flowing continuously.

The flow time is reduced to the necessary minimum (wetting, rinsing).

• Flow rate regulated at 3 lpm

DELABIE's electronic mixers and taps are regulated at **3 lpm**. The flow rate remains constant regardless of pressure variations in the system. The flow rate can be adjusted from 1.5 to 6 lpm.

Energy savings

The electronic mixers and taps do not require much energy to operate. DELABIE has chosen infrared active pulse technology, **a low-power consumption solution.**

The infrared beam is emitted intermittently, saving energy while ensuring effective detection. Battery-operated models have an average lifespan of **350,000 cycles** (i.e. 3 to 6 years) depending on the frequency of use.

The Lithium batteries are widely available, affordable and recyclable.

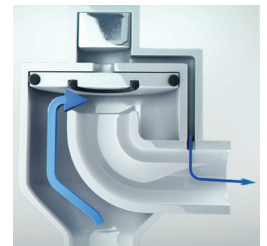
The significant **hot water savings** provided by DELABIE's mixers and taps also result in energy savings.

Environmental labels

The water and energy saving performance of DELABIE's electronic mixers and taps means that the buildings achieve the highest performance standards for international rating schemes such as LEED, BREEAM, HQE or ESTIDAMA.



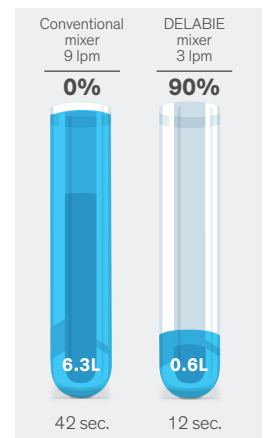
Hygiene and controlling bacterial proliferation



Reduced-stagnation solenoid valve



No manual contact



Water savings per use

COMPARISONS OF WATER CONSUMPTION

Comparison between a conventional mixer and a DELABIE electronic mixer

Flow rate	Wetting	Soaping	Rinsing	Water consumption
9L	5 sec.	30 sec.	7 sec.	6.3L 42 sec.
3L	5 sec.	7 sec.	7 sec.	0.6L 12 sec.



Electronic liquid soap or hydroalcoholic gel dispenser **512066S** - BINOPTIC electronic basin tap **379ENC**
ALGUI countertop washbasin **120110** - Rectangular stainless steel mirror **3459**

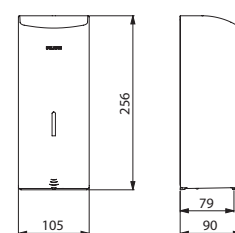
Electronic liquid soap or hydroalcoholic gel dispenser

Wall-mounted, **battery-operated**



- **Vandal-resistant model with lock and standard DELABIE key.**
- **No manual contact:** hands are automatically detected by infrared cell (detection distance can be adjusted).
- **Bacteriostatic 304 stainless steel** cover.
- **One-piece hinged cover** for easy maintenance and better hygiene.
- **No waste pump dispenser:** dispenses 0.8ml (can be adjusted up to 7 doses per activation).
- Option of operation in **anti-clogging mode.**
- **Sustainable power supply:** low energy consumption.
- **Quick to install:** 6 AA -1.5V (DC9V) batteries supplied integrated in the soap dispenser body.
- Low battery indicator light.
- Tank with large opening: easy to refill soap from large containers.
- Window allows soap level to be checked.
- Stainless steel thickness: 1mm.
- Capacity: 1 litre.
- Dimensions: 90 × 105 × 256mm.
- For vegetable-based liquid soap with a maximum viscosity of 3,000 mPa.s.
- Compatible with hydroalcoholic gel.
- CE marked.
- 10-year warranty.

Electronic liquid soap or hydroalcoholic gel dispenser - Wall-mounted, battery-operated	
Bright polished 304 stainless steel, 1 litre	512066P
Polished satin 304 stainless steel, 1 litre	512066S
White powder-coated 304 stainless steel, 1 litre	512066W



512066






- **Water savings:** 90%
- **Hygiene:** no manual contact, reduced-stagnation solenoid valve, anti-bacterial duty flush
- **Easy to install:** electronic system integrated into the body of the tap/mixer
- **Easy to replace the batteries:** after 3 - 6 years, without removing the mixer/tap or shutting off the water supply

TEMPOMATIC 4

Deck-mounted electronic basin tap/mixer



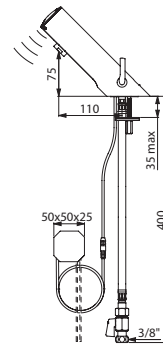
- **230/6V mains supply** or **integrated 123 6V Lithium batteries.**
- **Reduced-stagnation solenoid valve and electronic unit integrated** into the body of the mixer.
- **Flow rate pre-set at 3 lpm** at 3 bar, can be adjusted from 1.5 - 6 lpm.
- **Scale-resistant flow straightener.**
- **Duty flush**
(~60 seconds every 24 hours after last use).
- Active, infrared presence detection, sensor at the end of the spout optimises detection.
- Chrome-plated metal body.
- Cap fixed in place by 2 concealed screws.
- PEX flexibles with filters and non-return valves.
- Fixing reinforced by 2 stainless steel rods.
- Anti-blocking security.
- Side temperature control with adjustable maximum temperature limiter on mixers.
- Suitable for people with reduced mobility.
- 10-year warranty.



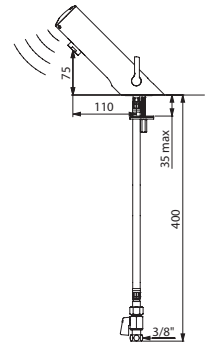
Standard lever



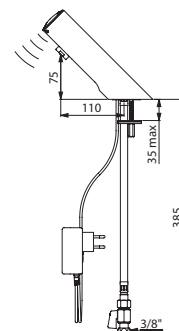
Long lever



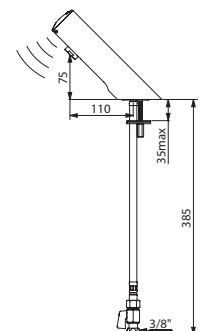
490000



490006



440001



440006

TEMPOMATIC MIX 4 Mixer	
Recessed mains supply	
With stopcocks F $\frac{3}{8}$ "	490000
Without stopcocks, F $\frac{3}{8}$ "	490100
Plug-in mains supply	
With stopcocks F $\frac{3}{8}$ ", European plug	490001
Without stopcocks, F $\frac{3}{8}$ ", European plug	490101
6V Lithium battery-operated	
With stopcocks F $\frac{3}{8}$ "	490006
Without stopcocks, F $\frac{3}{8}$ "	490106
TEMPOMATIC 4 Tap	
Recessed mains supply	
With stopcock F $\frac{3}{8}$ "	440000
Without stopcock, F $\frac{3}{8}$ "	440100
Plug-in mains supply	
With stopcock F $\frac{3}{8}$ ", European plug	440001
With stopcocks F $\frac{3}{8}$ ", British plug	440001HK
Without stopcock, F $\frac{3}{8}$ ", European plug	440101
6V Lithium battery-operated	
With stopcock F $\frac{3}{8}$ "	440006
Without stopcock, F $\frac{3}{8}$ "	440106

We recommend installing a TMV for taps

Options: factory pre-set at 1.4 lpm, add "LD" after the reference

For long lever, please add "LH" after the reference

Available with Ø 15mm olives for compression fittings

DELABIE / Electronic controls TEMPOMATIC MIX 3



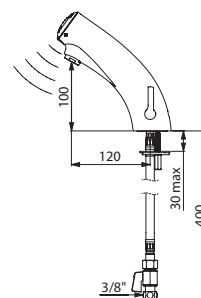
- **Water savings:** 90%
- **Hygiene:** no manual contact, reduced-stagnation solenoid valve, anti-bacterial duty flush
- **Easy to install:** installed in the same way as a conventional mixer, electronic system integrated into the body of the mixer
- **Easy to replace the battery:** after 3 - 6 years, without removing the mixer or shutting off the water supply

TEMPOMATIC MIX 3

Electronic basin mixer with integrated battery



- **Battery-operated with integrated 223 6V Lithium battery.**
- **Reduced-stagnation solenoid valve and electronic unit integrated** into the body of the mixer.
- **Flow rate pre-set at 3 lpm** at 3 bar, can be adjusted from 1.5 - 6 lpm.
- **Scale-resistant flow straightener.**
- **Duty flush**
(~60 seconds every 24 hours after last use).
- Active, infrared presence detection, sensor at the end of the spout optimises detection.
- Chrome-plated solid brass body.
- Cap fixed in place by 2 concealed screws, with pictogram to identify sensor easily.
- PEX flexibles with stopcocks, filters and non-return valves.
- Fixing reinforced by 2 stainless steel rods.
- Anti-blocking security.
- Side temperature control with adjustable maximum temperature limiter.
- Suitable for people with reduced mobility.
- 10-year warranty.



492006



Standard lever



Long lever

TEMPOMATIC MIX 3 mixer	
With stopcocks F $\frac{3}{8}$ "	492006
Without stopcocks, F $\frac{3}{8}$ "	492106

Options: factory pre-set at 1.4 lpm, add "LD" after the reference
For long lever, please add "LH" after the reference
Available with \varnothing 15mm olives for compression fittings



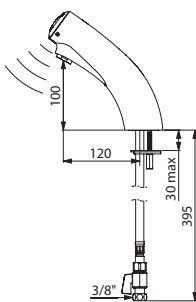
- **Water savings:** 90%
- **Hygiene:** no manual contact, reduced-stagnation solenoid valve, anti-bacterial duty flush
- **Easy to install:** installed in the same way as a conventional tap, electronic system integrated into the body of the tap
- **Easy to replace the battery:** after 3 - 6 years, without removing the tap or shutting off the water supply

TEMPOMATIC 3

Electronic basin tap with integrated battery



- **Battery-operated with integrated 223 6V Lithium battery.**
- **Reduced-stagnation solenoid valve and electronic unit integrated** into the body of the tap.
- **Flow rate pre-set at 3 lpm** at 3 bar, can be adjusted from 1.5 - 6 lpm.
- **Scale-resistant flow straightener.**
- **Duty flush**
(~60 seconds every 24 hours after last use).
- Active, infrared presence detection, sensor at the end of the spout optimises detection.
- Chrome-plated solid brass body.
- Cap fixed in place by 2 concealed screws, with pictogram to identify sensor easily.
- PEX flexible with filter.
- Fixing reinforced by 2 stainless steel rods.
- Anti-blocking security.
- Suitable for people with reduced mobility.
- 10-year warranty.



442006

TEMPOMATIC 3 tap	
With stopcock F $\frac{3}{8}$ "	442006
Without stopcock, F $\frac{3}{8}$ "	442106

We recommend installing a TMV

Options: factory pre-set at 1.4 lpm, add "LD" after the reference

For long lever, please add "LH" after the reference

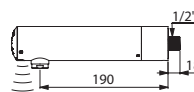
Available with \varnothing 15mm olives for compression fittings

TEMPOMATIC 3

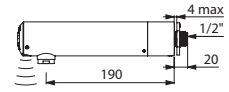
Wall-mounted electronic basin tap with integrated battery



- **Battery-operated with integrated 223 6V Lithium battery.**
- **Reduced-stagnation solenoid valve and electronic unit integrated** into the body of the tap.
- **Flow rate pre-set at 3 lpm** at 3 bar, can be adjusted from 1.5 - 6 lpm.
- **Scale-resistant flow straightener.**
- **Duty flush**
(~60 seconds every 24 hours after last use).
- Active, infrared presence detection, sensor at the end of the spout optimises detection.
- Chrome-plated solid brass body.
- Cap fixed in place by 2 concealed screws, with pictogram to identify sensor easily.
- Wall-mounted, M $\frac{1}{2}$ ".
- \varnothing 50mm, L. 190mm.
- Anti-blocking security.
- Suitable for people with reduced mobility.
- 10-year warranty.



443006



443016

TEMPOMATIC 3 wall-mounted tap	
Recessed water inlet	443006
For panels \leq 4mm	443016

We recommend installing a TMV

Option: factory pre-set at 1.4 lpm, add "LD" after the reference





- **Water savings:** 90%
- **Hygiene:** no manual contact, anti-bacterial duty flush, spout with smooth interior and low water volume, reduced-stagnation solenoid valves on the battery-operated versions
- **Maintenance:** LED diagnostic aids

BINOPTIC

Electronic basin tap/mixer, mains supply or battery-operated



- **Independent IP65 electronic control unit.**
- **230/12V mains supply with transformer** or **123 6V Lithium batteries.**
- **Flow rate pre-set at 3 lpm** at 3 bar, can be adjusted from 1.5 - 6 lpm.
- **Scale-resistant flow straightener.**
- **Adjustable duty flush**
(pre-set flush ~60 seconds every 24 hours after last use).
- Active, infrared presence detection, sensor at the end of the spout optimises detection.
- Chrome-plated brass body. Fixing reinforced by 2 stainless steel rods.
- PEX flexibles with filters and solenoid valves.
- Anti-blocking security.
- **Spout with smooth interior** and low water volume (reduces bacterial development).
- Side temperature control with adjustable maximum temperature limiter and long lever on mixers.

Two drop heights available depending on the choice of basin:

170mm for semi-recessed washbasins.

250mm for countertop washbasins.

- Suitable for people with reduced mobility.
- 10-year warranty.



Long lever

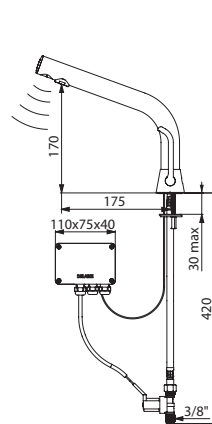
BINOPTIC MIX mixer	
Mains supply	
H. 170mm	388MCHLH
H. 250mm	398MCHLH
Battery-operated	
H. 170mm	488MCHLH
H. 250mm	498MCHLH
BINOPTIC tap	
Mains supply	
H. 170mm	388015
H. 250mm	398015
Battery-operated	
H. 170mm	488015
H. 250mm	498015

We recommend installing a TMV for taps

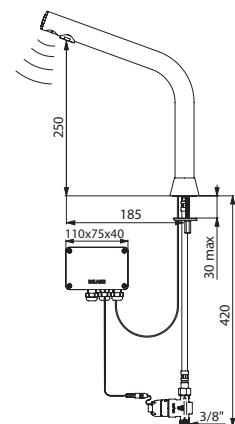
Options: factory pre-set at 1.4 lpm, add "LD" after the reference

For long lever, please add "LH" after the reference

Available with Ø 15mm olives for compression fittings



388MCHLH



498015



- **Water savings:** 90%
- **Hygiene:** no manual contact, reduced-stagnation solenoid valve, anti-bacterial duty flush
- **Easy to install:** electronic system integrated into the body of the mixer/tap
- **Easy to replace the batteries:** after 3 - 6 years, without removing the mixer/tap or shutting off the water supply

TEMPOMATIC 4

Wall-mounted electronic basin tap/mixer



- **230/6V mains supply** or **battery-operated with integrated 123 6V Lithium batteries.**
- **Reduced-stagnation solenoid valve and electronic unit integrated** into the body of the mixer.
- **Flow rate pre-set at 3 lpm** at 3 bar, can be adjusted from 1.5 - 6 lpm.
- **Scale-resistant flow straightener.**
- **Duty flush** (~60 seconds every 24 hours after last use).
- Active, infrared presence detection, sensor at the end of the spout optimises detection.
- Chrome-plated metal body.
- Cap fixed in place by 2 concealed screws.
- Stopcocks.
- Anti-blocking security.
- Side temperature control with adjustable maximum temperature limiter on mixers.
- Suitable for people with reduced mobility.
- 10-year warranty.



Standard lever



Long lever

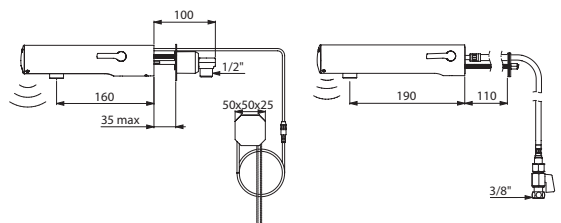
**Provisional availability: 2nd half 2020.
Please contact the sales office to check availability.*

TEMPOMATIC MIX 4 wall-mounted mixer	
Recessed mains supply	
Wall-mounted L. 160mm (recessed water inlets)	493400 *
Wall-mounted L. 220mm (recessed water inlets)	493500 *
Cross wall L. 130mm	493410
Cross wall L. 190mm	493510
Battery-operated	
Wall-mounted L. 160mm (recessed water inlets)	493406 *
Wall-mounted L. 220mm (recessed water inlets)	493506 *
Cross wall L. 130mm	493416
Cross wall L. 190mm	493516

Long temperature lever, add "L" after the reference

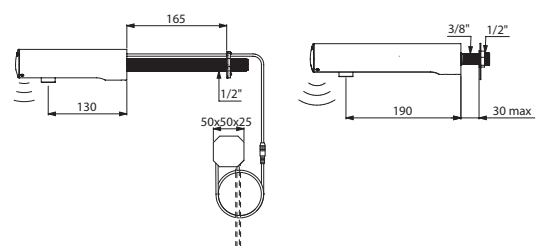
TEMPOMATIC 4 wall-mounted tap	
Recessed mains supply	
Wall-mounted L. 130mm (recessed water inlet)	443400
Wall-mounted L. 190mm (recessed water inlet)	443500
Cross wall L. 130mm	443410
Cross wall L. 190mm	443510
Battery-operated	
Wall-mounted L. 130mm (recessed water inlet)	443406
Wall-mounted L. 190mm (recessed water inlet)	443506
Cross wall L. 130mm	443416
Cross wall L. 190mm	443516
Panel-mounted L. 130mm ≤ 24mm or for solid walls	443426
Panel-mounted L. 190mm ≤ 24mm or for solid walls	443526

We recommend installing a TMV for taps
Option: factory pre-set at 1.4 lpm for environmental labels, add "LD" after the reference



493400

493516



443410


443506



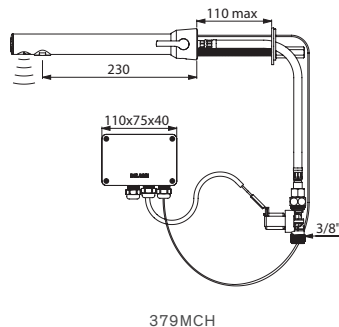
- **Water savings:** 90%
- **Hygiene:** no manual contact, anti-bacterial duty flush, spout with smooth interior and low water volume
- **Maintenance:** LED diagnostic aids

BINOPTIC MIX

Cross wall electronic basin mixer with mains supply



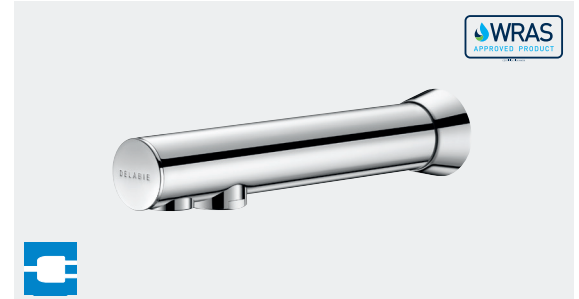
- Independent IP65 electronic control unit.
- 230/12V mains supply with transformer.
- Flow rate pre-set at 3 lpm at 3 bar, can be adjusted from 1.5 - 6 lpm.
- Scale-resistant flow straightener.
- Adjustable duty flush (pre-set flush ~60 seconds every 24 hours after last use).
- Active, infrared presence detection, sensor at the end of the spout optimises detection.
- Filters and solenoid valves.
- Chrome-plated brass body.
- Chrome-plated spout for cross wall installation ≤ 110 mm.
- Cable L. 120mm for sensor, flexibles and mounting all pass through the same hole.
- Anti-blocking security.
- Spout with smooth interior and low water volume (reduces bacterial development).
- Side temperature control with adjustable maximum temperature limiter.
- Suitable for people with reduced mobility.
- 10-year warranty.



BINOPTIC MIX cross wall mixer M$\frac{3}{8}$"	379MCH
---	---------------

We recommend installing a TMV for taps
Options: factory pre-set at 1.4 lpm, add "LD" after the reference
 For long lever, please add "LH" after the reference
 Available with \varnothing 15mm olives for compression fittings

BINOPTIC

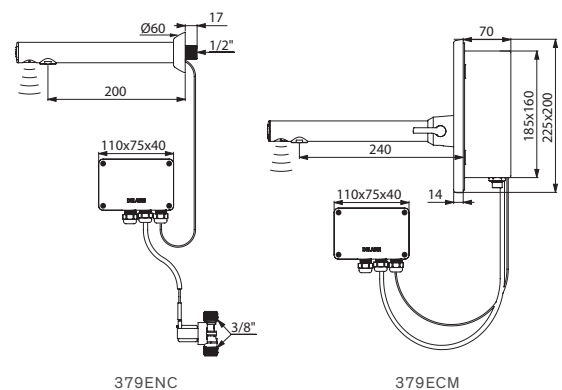


Electronic tap for recessed inlets or installation on walls ≤ 190 mm

BINOPTIC MIX



Recessed electronic mixer on stainless steel wall plate



BINOPTIC wall-mounted tap	
Recessed spout L. 200mm	379ENC
For walls ≤ 190 mm, spout L. 205mm	379DER
For walls ≤ 190 mm, spout L. 135mm	379D13
BINOPTIC MIX recessed mixer	
Standard temperature control lever	379ECM
Long temperature control lever	379ECML


5m electrical cable available on request
Option: factory pre-set at 1.4 lpm, add "LD" after the reference
 Available with \varnothing 15mm olives for compression fittings



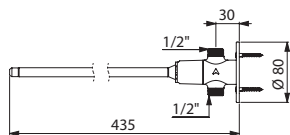
- **Hygiene:** no manual contact, automatic timed or instant shut-off
- **Comfort:** automatic shut-off

TEMPOGENOU

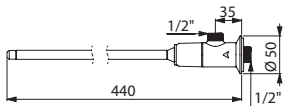
Knee-operated time flow basin valve



- **Time flow ~7 seconds.**
- **Flow rate pre-set at 3 lpm** at 3 bar, can be adjusted from 1.5 - 6 lpm.
- Reinforced control lever.
- Solid brass wall plate with reinforced fixing via 4 stainless steel screws on the in-line model.
- Cold or mixed water supply.
- **Chrome-plated solid brass body.**
- 10-year warranty.



735400




734100

TEMPOGENOU valve	
Straight for in-line inlet, M1/2"	735400
Angled for recessed inlet, M1/2"	734100

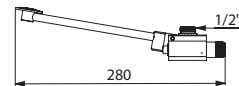
We recommend installing a TMV
Option: spouts (see opposite)

MIXFOOT / MONOFOOT

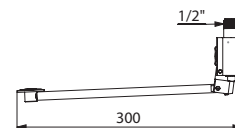
Foot-operated basin mixer/valve with instant shut-off



- **Instant automatic shut-off.**
- **Pedal can be raised for cleaning the floor.**
- Adjustable pedal height.
- Fixed by 4 screws.
- Filters.
- Pre-set mixing can be adjusted on the MIXFOOT mixer version: half open for cold water and fully open for mixed water (pedal touching the floor).
- Available for floor or wall-mounting.
- 10-year warranty.



739100



736102

MIXFOOT mixer	
Floor-mounted, stud nut Ø 14mm	739000
Floor-mounted M1/2"	739100
Wall-mounted M1/2"	739102
MONOFOOT valve	
Floor-mounted, stud nut Ø 14mm	736001
Floor-mounted M1/2"	736101
Wall-mounted M1/2"	736102

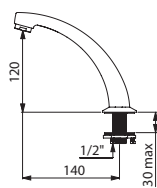
We recommend installing a TMV with the MONOFOOT valve
Option: spouts (see opposite)

Fixed, cast spout

Deck-mounted



- Spout L. 140mm, H. 120mm, M1/2".
- Reinforced fixing by 3 stainless steel screws.
- Chrome-plated solid brass.
- Scale-resistant flow straightener regulated at 3 lpm.
- 10-year warranty.



981142

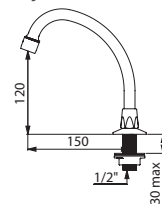
Fixed, cast spout	981142
-------------------	--------

Swivelling swan neck spout

Deck-mounted



- Swan neck spout M1/2".
- Fixing by back-nut.
- Chrome-plated brass.
- Scale-resistant flow straightener regulated at 3 lpm.
- 10-year warranty.



967152

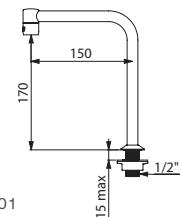
Swivelling swan neck spout	
L. 150mm H. 120mm	967152
L. 200mm H. 200mm	967202

Tubular spout

Deck-mounted



- Tubular spout on base M1/2".
- Chrome-plated brass.
- Spout with smooth interior (reduces bacterial development).
- Scale-resistant flow straightener.
- 10-year warranty.




204001

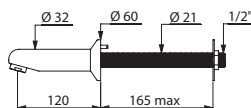
Swivelling tubular spout Ø 22mm	
L. 150mm H. 140mm, 3 lpm	1306T1
L. 200mm H. 260mm, 3 lpm	1306T2
L. 300mm H. 260mm	1306T3
Fixed tubular spout Ø 16mm	204001

Fixed spout

Wall-mounted / Cross wall



- Spout Ø 32mm, M1/2".
- Chrome-plated solid brass.
- Scale-resistant flow straightener regulated at 3 lpm.
- 10-year warranty.



947151

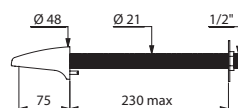
Cross wall spout with wall plate	
L. 120mm	947151
L. 170mm	947157
Wall-mounted spout no wall plate (recessed inlet)	
L. 110mm	947120
L. 160mm	947170
Wall-mounted spout with wall plate (recessed inlet)	
L. 120mm	947135

Fixed spout

Cross wall



- Spout L. 75mm, M1/2".
- For cross wall installation with anti-rotating pin.
- Threaded rod can be cut to size.
- Streamlined, ligature-resistant design.
- Chrome-plated solid brass.
- Star-shaped scale-resistant flow straightener.
- 10-year warranty.



942200

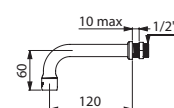
Cross wall fixed spout	
For walls ≤ 230mm	942200
For panels ≤ 30mm	942040
Back-nut with 3 screws	826315
Alternative cross wall lengths available on request	

Fixed L-shaped spout

Wall-mounted



- Tubular spout Ø 18mm, M1/2".
- L. 120mm.
- Chrome-plated brass.
- Flow straightener.
- 10-year warranty.



941922

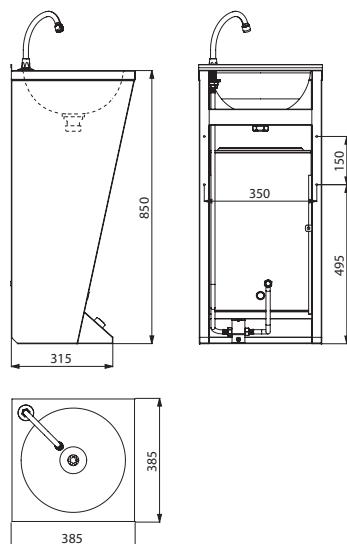
Wall-mounted L-shaped universal spout	
Star-shaped flow straightener	941120
Flow straightener regulated at 3 lpm for panels ≤ 10mm	941922

SXL hand washbasin

Foot-operated



- Floor-standing, foot-operated hand washbasin.
- Can be fixed to the wall and/or the floor.
- Bacteriostatic 304 stainless steel.
- Stainless steel thickness: 0.8mm.
- Supplied with swan neck spout and time flow tap with 7-second time flow.
- Easy to maintain: access panel at the front.
- Supplied with 1¼" waste.
- Without overflow.
- Supplied with fixing elements.
- CE marked. Complies with European standard EN 14688.
- Weight: 10kg.
- 10-year warranty.



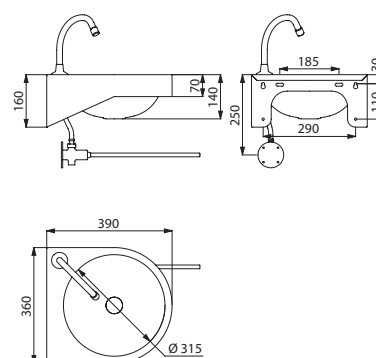
180300

GENOU hand washbasin

Knee-operated



- Wall-mounted, knee-operated hand washbasin.
- Bacteriostatic 304 stainless steel.
- Stainless steel thickness: 1.2mm.
- Rounded edges prevent injury.
- Supplied with swan neck spout and time flow tap with 7-second time flow.
- Supplied with 1¼" waste.
- Without overflow.
- Supplied with fixing elements.
- CE marked. Complies with European standard EN 14688.
- Weight: 5kg.
- 10-year warranty.



180330

Floor-standing SXL hand washbasin with integrated tap
Polished satin 304 stainless steel

180300

Wall-mounted GENOU hand washbasin with integrated tap
Polished satin 304 stainless steel

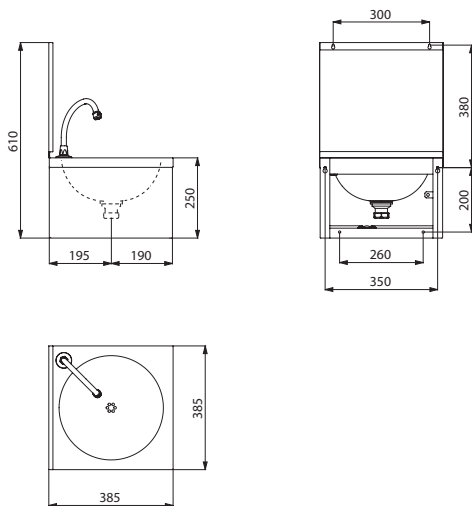
180330

SXS mechanical hand washbasin

Knee-operated



- Wall-mounted, knee-operated hand washbasin.
- Bacteriostatic 304 stainless steel.
- Stainless steel thickness: 0.8mm.
- Rounded edges prevent injury.
- Available with or without splashback.
- Bare model (without tap) or complete model (with tap and pre-mixer).
- Complete model consists of: swan neck spout, soft-touch time flow tap with 7-second time flow and a pre-mixer with non-return valves.
- Flat perforated waste, without screws: easy to clean and vandal-resistant.
- Water savings: flow rate pre-set at 3 lpm.
- Maximum hygiene: no manual contact with tap.
- Without overflow.
- Supplied with fixing elements.
- CE marked. Complies with European standard EN 14688.
- Weight: 4.3kg.
- 10-year warranty.



182320

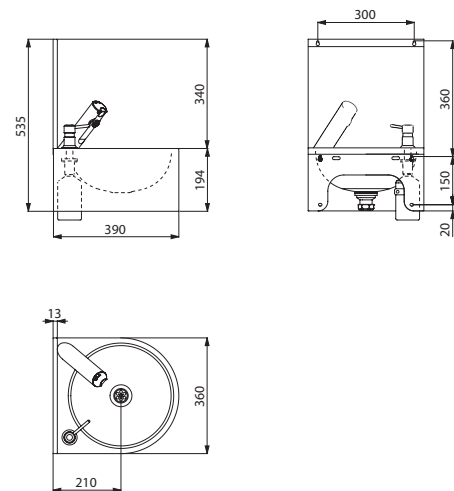
SXS mechanical hand washbasin without tap	
Hand washbasin alone, without splashback	181310
Hand washbasin alone, with splashback	181320
SXS mechanical hand washbasin with tap and pre-mixer	
Complete hand washbasin without splashback	182310
Complete hand washbasin with splashback	182320
Soap dispenser	374001

SXS electronic hand washbasin

Electronic control



- Wall-mounted hand washbasin with electronic control.
- Bacteriostatic 304 stainless steel.
- Stainless steel thickness: 1.2mm.
- Rounded edges prevent injury.
- Available with or without splashback.
- Supplied with a WRAS approved electronic tap with integrated battery and solenoid valve, a TMV3 and WRAS approved thermostatic mixing valve and a chrome-plated brass soap or hydroalcoholic gel dispenser.
- Supplied with 1 1/4" waste. Without overflow.
- Water savings: flow rate pre-set at 3 lpm.
- Maximum hygiene: no manual contact with tap, reduced-stagnation solenoid valve, duty flush prevents bacterial development.
- Supplied with fixing elements.
- CE marked. Complies with European standard EN 14688.
- Weight: 4.1kg.
- 10-year warranty.



18432015

SXS electronic hand washbasin with tap and soap dispenser	
Complete hand washbasin without splashback	184310
Complete hand washbasin with splashback	184320
SXS electronic hand washbasin with tap and soap dispenser (WRAS)	
Complete hand washbasin without splashback	18431015
Complete hand washbasin with splashback	18432015

TIME FLOW MECHANICAL SOLUTIONS



HYGIENE AND CONTROLLING BACTERIAL PROLIFERATION

Automatic timed shut-off, with no manual contact

DELABIE's time flow mixers and taps shut off automatically once the push-button has been pressed and the valve has opened.

No manual contact after washing prevents the spread of germs by hand.

Hygienic flow straightener

Unlike conventional aerators, DELABIE's flow straighteners are specially made from **Hostaform®**, a material that is highly scale-resistant (build-up of scale is 10 times slower).

They minimise water retention and the build-up of dirt, and prevent the spread of germs.

PEX flexible hoses

These flexible hoses will withstand the thermal and chemical shocks undertaken in public and commercial buildings for preventative or curative treatments against the development of bacteria.

Pathogen-free mixers and taps

DELABIE guarantees that its mixers and taps will be delivered free from pathogenic bacteria.

DESIGN

Commercial environments and design

DELABIE's products, known for their endurance and reliability, have a **timeless design**.

The diversity of the product range fits in perfectly with any commercial installation.

In an office building or a shopping centre it is paramount that the product design fits in with its surroundings.

In prison, products must be resistant and secure: concealed mechanisms, streamlined design, etc.

Design without constraints

Aesthetic products are subject to less vandalism as they are better respected.

The **smooth shape** of the mixers and taps reduces the build-up of dirt and facilitates cleaning.

Easy but secure access to the control mechanisms provides easy maintenance.

90% WATER AND ENERGY SAVINGS

Water savings

Compared to conventional mixers and taps, DELABIE's time flow mixers and taps can offer maximum water savings. They ensure the manager's water bills can be reduced whilst preserving user comfort.

- **Automatic shut-off and split delivery**

The mixer or tap shuts off automatically after approximately 7 seconds of flow.

DELABIE's time flow mixers and taps remove the risk of waste through negligence.

The AB anti-blocking system available on certain models, prevents the valve from being blocked in the open position.

The flow time is reduced to the necessary minimum (wetting, rinsing).

- **Flow rate regulated at 3 lpm**

DELABIE's time flow mixers and taps are regulated at **3 lpm**. The flow rate remains constant regardless of pressure variations in the system.

The flow rate is pre-set at 3 lpm at 3 bar. However, it can be adjusted from 1.5 to 6 lpm.

Energy savings

DELABIE's time flow mixers and taps operate completely autonomously with no need for an electrical supply. They do **not consume any power at all**.

The significant **hot water savings** provided by DELABIE's mixers and taps also result in energy savings.

Ecological

DELABIE's time flow mixers and taps are made from materials that are **100% recyclable** which ensures that the products receive the best ecological assessment in their category.

Environmental labels

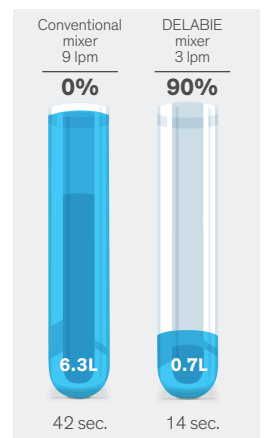
The water and energy saving performance of DELABIE's time flow mixers and taps means that the buildings achieve the highest performance standards for international rating schemes such as LEED, BREEAM, HQE or ESTIDAMA.



Hygiene and controlling bacterial proliferation



Optimised time flow



Water savings per use

COMPARISONS OF WATER CONSUMPTION

Comparison between a conventional mixer and a DELABIE time flow mixer

Flow rate	Wetting	Soaping	Rinsing	Water consumption
9L	5 sec.	30 sec.	7 sec.	6.3L 42 sec.
3L	7 sec.		7 sec.	0.7L 14 sec.



Liquid soap or hydroalcoholic gel dispenser with soft-touch operation

Wall-mounted



Bright polished 304 stainless steel, 1-litre model

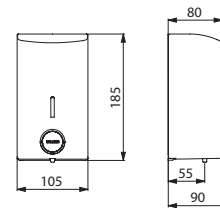


Polished satin 304 stainless steel, 0.5-litre model

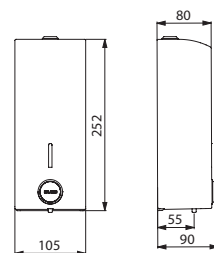


White powder-coated 304 stainless steel, 0.5-litre model

- **Vandal-resistant model with lock and standard DELABIE key.**
- **Bacteriostatic 304 stainless steel** cover.
- **One-piece hinged cover** for easy maintenance and better hygiene.
- **Push-button with soft-touch operation.**
- **Anti-blocking:** single dose per press even when the button is pressed for long periods.
- No waste, non-drip (waterproof) pump-action dispenser.
- Tank with large opening: easy to refill soap from large containers.
- Tank prevents long-term stagnation of soap.
- Window allows soap level to be checked.
- Stainless steel thickness: 1mm.
- Capacity: 0.5 or 1 litre.
- 0.5-litre model dimensions: 90 × 105 × 185mm.
- 1-litre model dimensions: 90 × 105 × 252mm.
- For vegetable-based liquid soap with a maximum viscosity of 3,000 mPa.s.
- Compatible with hydroalcoholic gel.
- 10-year warranty.



510583/510586/510584




510580/510582/510581

Liquid soap or hydroalcoholic gel dispenser with soft-touch operation - 0.5 litre	
Bright polished 304 stainless steel	510583
Polished satin 304 stainless steel	510586
White powder-coated 304 stainless steel	510584
Liquid soap or hydroalcoholic gel dispenser with soft-touch operation - 1 litre	
Bright polished 304 stainless steel	510580
Polished satin 304 stainless steel	510582
White powder-coated 304 stainless steel	510581

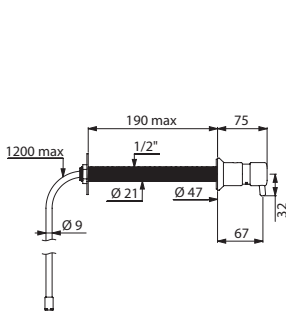


Cross wall liquid soap dispenser

Wall-mounted for cross wall installation



- **Vandal-resistant model for cross wall installation (TC)**, for walls up to 190mm.
- Chrome-plated brass body and push-button.
- Non-drip system (waterproof).
- **Mechanism can be locked via a grub screw.**
- **For remote tanks** (tank not supplied) with 1.20m flexible tube.
- 10-year warranty.



729150

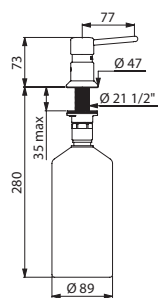
Cross wall liquid soap dispenser for remote tanks	729150
--	---------------

Liquid soap dispenser

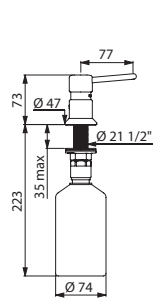
Deck-mounted, **straight spout**



- **Compatible with hydroalcoholic gel:** only for models with a tank (ref.s 729008, 729508).
- Model for installing on washbasins.
- **Vandal-resistant model.**
- Chrome-plated brass body and push-button.
- Non-drip system (waterproof).
- **Mechanism can be locked via a grub screw.**
- Top fill (by unscrewing the push-button) or from the lower part (by unscrewing the bottle).
- 10-year warranty.



729008



729508

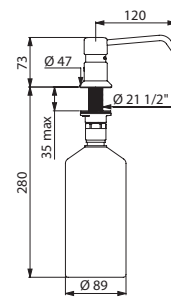
Deck-mounted liquid soap dispenser Straight spout	
With 1-litre bottle	729008
With 0.5-litre bottle	729508
With 1.20m flexible tube for remote tank	729108

Liquid soap dispenser

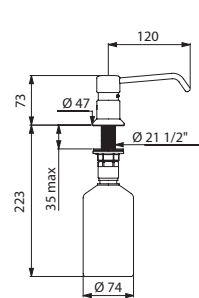
Deck-mounted, **curved spout**



- **Compatible with hydroalcoholic gel:** only for models with a tank (ref.s 729012, 729512).
- Model for installing on washbasins.
- **Vandal-resistant model.**
- Chrome-plated brass body and push-button.
- Non-drip system (waterproof).
- **Mechanism can be locked via a grub screw.**
- Top fill (by unscrewing the push-button) or from the lower part (by unscrewing the bottle).
- 10-year warranty.



729012



729512

Deck-mounted liquid soap dispenser Curved spout	
With 1-litre bottle	729012
With 0.5-litre bottle	729512
With 1.20m flexible tube for remote tank	729112





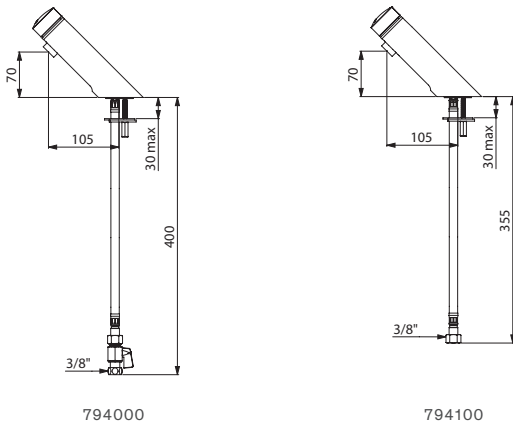
- **Water savings:** 90%
- **Comfort:** temperature selection directly via the single control mixer, soft-touch operation
- **Vandal-resistant:** solid brass, streamlined design

TEMPOMIX 3

Time flow basin mixer with soft-touch operation



- **Soft-touch operation.**
- **Temperature control and operation via the push-button.**
- **Time flow ~7 seconds.**
- **Flow rate pre-set at 3 lpm** at 3 bar, can be adjusted from 1.5 - 6 lpm.
- **Tamperproof, scale-resistant flow straightener.**
- Chrome-plated solid brass body.
- PEX flexibles, filters and non-return valves.
- Fixing reinforced by 2 stainless steel rods.
- Adjustable maximum temperature limiter.
- Suitable for people with reduced mobility.
- 10-year warranty.



TEMPOMIX 3 deck-mounted mixer	
With stopcocks, F $\frac{3}{8}$ "	794000
Without stopcocks, F $\frac{3}{8}$ "	794100

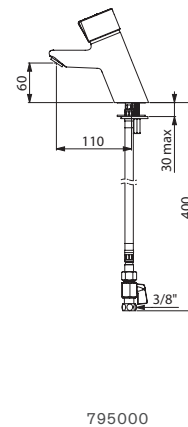
Option: comfort aerator
 Factory pre-set at 1.4 lpm, add "LD" after the reference
 Available with \varnothing 15mm olives for compression fittings

TEMPOMIX

Time flow basin mixer



- **Soft-touch operation.**
- **Temperature control and operation via the push-button.**
- **Time flow ~7 seconds.**
- **Flow rate pre-set at 3 lpm** at 3 bar, can be adjusted from 1.5 - 6 lpm.
- **Scale-resistant flow straightener.**
- Chrome-plated solid brass body.
- **Ergonomic chrome-plated metal push-button.**
- PEX flexibles with stopcocks, filters and non-return valves.
- Fixing reinforced by 2 stainless steel rods.
- Adjustable maximum temperature limiter.
- Suitable for people with reduced mobility.
- 10-year warranty.



TEMPOMIX deck-mounted mixer	
With stopcocks F $\frac{3}{8}$ "	795000
Without stopcocks, F $\frac{3}{8}$ "	795100

Option: comfort aerator
 Factory pre-set at 1.4 lpm, add "LD" after the reference
 Available with \varnothing 15mm olives for compression fittings






- **Water savings:** 90%
- **Vandal-resistant:** solid brass, reinforced fixings, streamlined design
- **Comfort:** temperature selection via side temperature lever on mixers, soft-touch operation

TEMPOSOFT MIX 2

Deck-mounted time flow basin mixer



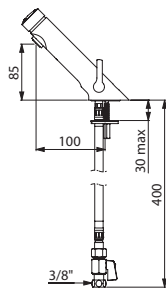
- **Soft-touch operation.**
- **Time flow ~7 seconds.**
- **Flow rate pre-set at 3 lpm** at 3 bar, can be adjusted from 1.5 - 6 lpm.
- **Tamperproof scale-resistant flow straightener.**
- Chrome-plated solid brass body.
- PEX flexibles with filters and non-return valves.
- Fixing reinforced by 2 stainless steel rods.
- Side temperature control lever with adjustable maximum temperature limiter on mixers.
- Suitable for people with reduced mobility.
- 10-year warranty.



Standard lever



Long lever





742500

TEMPOSOFT MIX 2 deck-mounted mixer	
With stopcocks F $\frac{3}{8}$ "	742500
Without stopcocks, F $\frac{3}{8}$ "	742510

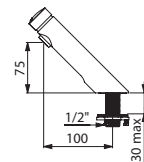
[For long lever, please add "LH" after the reference](#)

TEMPOSOFT 2

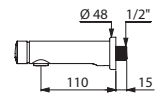
Time flow basin tap



- Chrome-plated solid brass body M $\frac{1}{2}$ ".
- Supplied with blue and red markers.



740300



741500

TEMPOSOFT 2 deck-mounted tap	
Fixing reinforced by back-nut with 3 stainless steel screws	740300
Fixing with back-nut	740500
TEMPOSOFT 2 wall-mounted tap	
L. 110mm	741500
L. 150mm	741550
L. 150mm with back nut	741555

[We recommend installing a TMV](#)






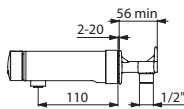
- **Water savings:** 90%
- **Comfort:** temperature selection directly via the single control mixer, soft-touch operation
- **Vandal-resistant:** solid brass, streamlined design

TEMPOMIX 3

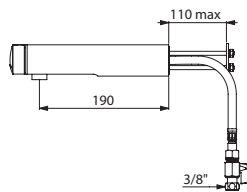
Wall-mounted time flow basin mixer with soft-touch operation



- **Soft-touch operation.**
- **Temperature control and operation via the push-button.**
- **Time flow ~7 seconds.**
- **Flow rate pre-set at 3 lpm** at 3 bar, can be adjusted from 1.5 - 6 lpm.
- **Tamperproof, scale-resistant flow straightener.**
- Chrome-plated solid brass body.
- Filters and non-return valves.
- Adjustable maximum temperature limiter.
- Suitable for people with reduced mobility.
- 10-year warranty.



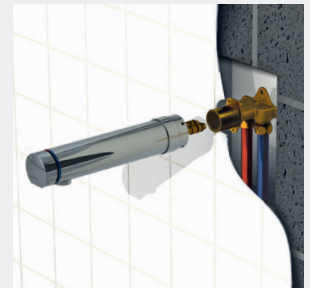
794050



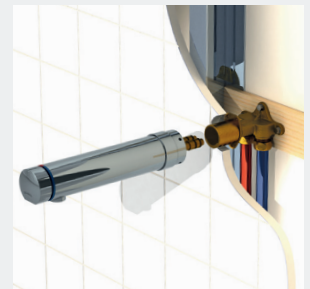
794165

Recessed water inlets


3 installation options



Recessed in concrete



Plasterboard rails



Solid walls

Cross wall



TEMPOMIX 3 wall-mounted mixer	
Wall-mounted (recessed water inlets) - 1/2"	
L. 110mm without stopcocks	794050
L. 190mm without stopcocks	794055
Cross wall - PEX flexibles 3/8"	
L. 110mm without stopcocks	794150
L. 110mm with stopcocks	794160
L. 190mm without stopcocks	794155
L. 190mm with stopcocks	794165

Option: comfort aerator
 Factory pre-set at 1.4 lpm for environmental labels, add "LD" after the reference

HAND DRYING SOLUTIONS



Wall-mounted paper towel dispenser

For **500** paper towels



Bright polished 304 stainless steel



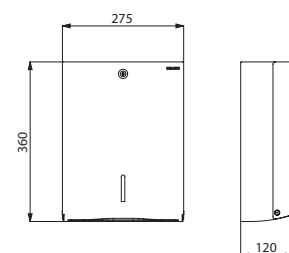
Polished satin 304 stainless steel



White powder-coated 304 stainless steel

- **Bacteriostatic 304 stainless steel.**
- With lock and **standard DELABIE key.**
- Level control.
- **Dispenses one sheet at a time.**
- **Capacity: 500 sheets.**
- Dimensions: 120 × 275 × 360mm.
- Paper towel dimensions: open 230 × 250mm, folded 115 × 250mm.
- 10-year warranty.

Wall-mounted paper towel dispenser - 500 sheets	
Bright polished 304 stainless steel	510601P
Polished satin 304 stainless steel	510601S
White powder-coated 304 stainless steel	510601W
Folded paper towels, pack of 180 sheets	6606



510601

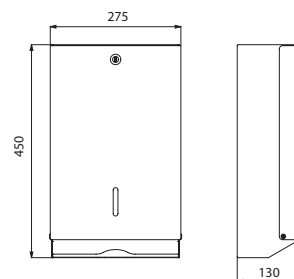
Wall-mounted paper towel dispenser - Large model

For **750** paper towels



- With lock and **standard DELABIE key**.
- Level control.
- **Capacity: 750 sheets.**
- Metal thickness: 1mm.
- Dimensions: 130 × 275 × 450mm.
- Paper towel dimensions: open 230 × 250mm, folded 115 × 250mm.
- 10-year warranty.

Wall-mounted paper towel dispenser - Large model - 750 sheets	
Bright polished stainless steel	6601
Polished satin stainless steel	6607D
White powder-coated	6602
Folded paper towels, pack of 180 sheets	6606



6601/6607D/6602

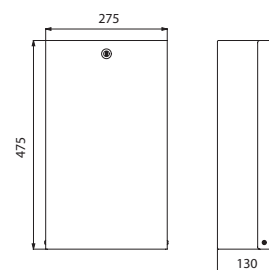
Wall-mounted bin for paper towels and waste paper

With flap, **16 litres**



- **System for fixing a bag in the bin.**
- With lock and **standard DELABIE key**.
- Bright polished stainless steel flap.
- Capacity: 16 litres.
- Metal thickness: 1mm.
- Dimensions: 130 × 275 × 475mm.
- 10-year warranty.

16-litre wall-mounted bin for paper towels and waste paper	
Bright polished stainless steel	6611
Polished satin stainless steel	6617
White powder-coated	6612



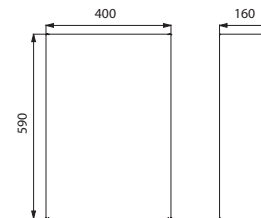
6611/6617/6612

Wall-mounted rectangular bin

Without lid, **38 litres**



- **Robust model.**
- **Bacteriostatic 304 stainless steel.**
- Capacity: 38 litres.
- Stainless steel thickness: 1mm.
- Dimensions: 160 × 400 × 590mm.
- 10-year warranty.



510463

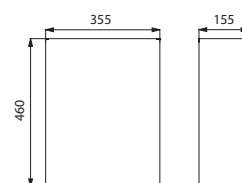
Wall-mounted 38-litre bin without lid	
Bright polished 304 stainless steel	510463P
Polished satin 304 stainless steel	510463S

Wall-mounted rectangular bin

Without lid, **25 litres**



- **Robust model.**
- **Bacteriostatic 304 stainless steel.**
- Capacity: 25 litres.
- Stainless steel thickness: 1mm.
- Dimensions: 155 × 355 × 460mm.
- 10-year warranty.



510461

Wall-mounted 25-litre bin without lid	
Bright polished 304 stainless steel	510461P
Polished satin 304 stainless steel	510461S




SPEEDJET 2 air pulse hand dryer with HEPA filter

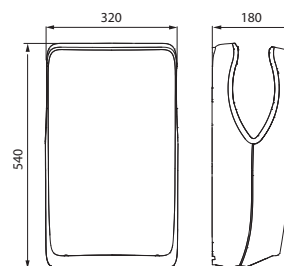
With no tank



- Two-way air pulse hand dryer.
- **High speed:** dries in 10 to 12 seconds.
- **HEPA filter:** captures 99.99% of airborne bacteria and purifies the expelled air.
- **No tank:** easy to clean and service. **Residual water on hands is eliminated with a new automatic process** using evaporation and sterilisation. Features system that removes the need for a drip tray and prevents water dripping onto the wall or floor.
- **Antibacterial ABS** for maximum hygiene.
- Comfort: warm air.
- Infrared automatic activation.
- Intelligent technology: stops automatically when hands are removed.
- **Anti-blocking:** stops automatically if used continuously for more than 30 seconds.
- **Easy to maintain:** warning lights indicate when maintenance is required (change the HEPA filter, blockages, etc.).
- **Energy saving:** heating element stops automatically once temperature reaches > 25°C.
- Low energy consumption: 1,050W in non-heating mode, 1,550W in heating mode.
- 220-240V~ / **50-60 Hz.**
- Airflow: 61 l/second. Air speed: 540km/h.
- Noise level: 66 dBA.
- Dimensions: 180 × 320 × 540mm.
- Weight: 7.20kg.
- Class II, IP21.
- CE marked.
- **3-year warranty.**



**High speed drying
10 to 12 sec.**



510623

SPEEDJET 2 air pulse hand dryer	
Metallised anthracite	510623C
Matte white	510623W
HEPA filter	510623F

SOLUTIONS FOR HEALTHCARE FACILITIES



TEMPOMATIC MIX BIOCLIP electronic mixer **20870T1** - HEMI round washbasin **120490**

Electronic liquid soap or hydroalcoholic gel dispenser **512066S** - Paper towel dispenser **510601S** - Wall-mounted 304 stainless steel bin **510461S**

TEMPOMATIC MIX electronic mixer

Mains or battery-operated with swivelling spout



- Independent IP65 electronic control unit.
- 230/12V mains supply with transformer or battery-operated with 123 6V Lithium batteries.
- Shock-resistant infrared presence detection sensor.
- BIOCLIP models supplied with 2 removable stainless steel spouts L. 185mm.
- Body and spout with smooth interiors (reduces bacterial development).
- Adjustable duty flush (pre-set flush ~60 seconds every 24 hours after last use).
- References 20164T1, 20464T1 and 20870T1: flow rate limited to 5 lpm at 3 bar; references 20164T4, 20464T4 and 20870T3: flow rate limited to 9 lpm at 3 bar.
- Chrome-plated brass body with fixing reinforced by 2 stainless steel rods.
- Hygiene lever L. 100mm controls temperature.
- PEX flexibles with filters and solenoid valves M $\frac{3}{8}$ ".
- Anti-blocking security.
- Solenoid valves are upstream of the mixing chamber.
- 10-year warranty.

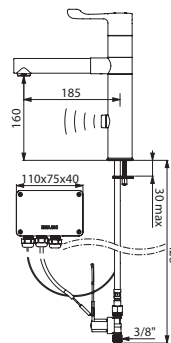
Two shut-off options on mains supply models:

- > **Standard mode:** timed flow with automatic shut-off.
- > **ON/OFF mode:** user shuts off flow voluntarily or automatic shut-off after 30 minutes of flow. Thermal shocks are possible.

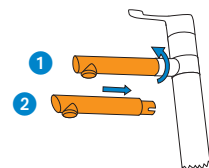
Pro tip: in ON/OFF mode position the sensor on the side of the mixer.

TEMPOMATIC MIX mixer with swivelling spout	
Mains supply	
BIOCLIP, H. 160mm L. 185mm	20870T1
BIOCLIP, H. 300 L. 185mm	20870T3
H. 165mm L. 160mm	20164T1
H. 305mm L. 250mm	20164T4
Battery-operated	
H. 165mm L. 160mm	20464T1
H. 305mm L. 250mm	20464T4

Options: BIOFIL cartridge filters (see page 41) stainless steel spouts or BIOFIL filter spouts (see page 40)



20870T1



Quick and easy to install:

- 1 Twist and pull the spout to remove it.
- 2 Put another spout in its place.

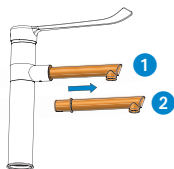
BIOFIL anti-legionella and all-germ spout

Single use spout filter




- Single use spout filter, sterilising grade **0.1µm absolute-rated**.
- **Can be installed instead of removable BIOCLIP spouts.**
- Hydrophilic polyethylene hollow fibres.
- Filtration area: 1,200cm².
- Filtration flow rate: 6 lpm* at 3 bar (filter only, excludes any flow rate restrictor/regulator in the mixer).
- Maximum upstream pressure at point-of-use: 5 bar.
- Maximum lifespan: **62 days** after installation.
- Compatible with and resistant to chemical and thermal shocks.
- **Available in two models:**
 - **Sterile anti-bacterial filters, CE class 1:** ref. 20040.10P individually wrapped, sterile.
 - **Non-sterile anti-bacterial filters, CE class 1:** ref. 30040.10P individually wrapped, non-sterile.
- Weight: 40g.

* Average flow rate during the product lifespan.



Quick and easy to install:


- 1 Pull the BIOFIL spout towards you to remove it.
- 2 Insert another spout filter in its place.



20040.10P/30040.10P

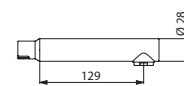
10 BIOFIL anti-legionella and all-germ spouts	
Sterile, CE	20040.10P
Non-sterile, CE	30040.10P

Related products

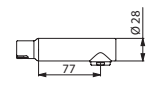


BIOCLIP stainless steel spouts

- **Removable spout** for cleaning/disinfection or autoclaving.
- Hygienic flow straightener, suitable for fitting a terminal filter (see opposite).




20002



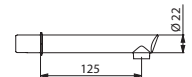
20003

2 removable stainless steel spouts Ø 28mm	
L. 129mm	20002
L. 77mm	20003



BIOCLIP disposable spouts

- **Removable, disposable spout** made from recyclable Hostaform® with star-shaped flow straightener.



20015

15 removable disposable spouts	
L. 125mm, Ø 22mm	20015

BIOFIL anti-legionella and all-germ cartridge

Single use cartridge filter



- Single use cartridge filter, sterilising grade **0.1µm absolute-rated**.
- Hydrophilic polyethylene hollow fibres.
- Filtration area: 1,400cm².
- Filtration flow rate: 12 lpm* at 3 bar (filter only, excludes any flow rate restrictor/regulator in the shower/mixer outlet).
- Maximum upstream pressure at point-of-use: 5 bar.
- Maximum lifespan: **62 days** after installation.
- Compatible with and resistant to chemical and thermal shocks.
- **Available in two models:**
 - **Sterile anti-bacterial filters, CE** class 1: ref. 20050A.10P, 20050P.10P, ref. 20051A.10P and 20051P.10P individually wrapped, sterile.
 - **Non-sterile anti-bacterial filters, CE** class 1: ref. 30050A.10P, 30050P.10P, ref. 30051A.10P and 30051P.10P individually wrapped, non-sterile.
- Weight: 80g.

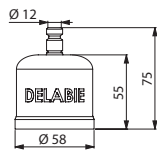
* Average flow rate during the product lifespan.



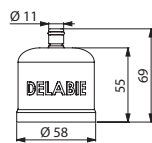
rain effect



laminar flow



20050A.10P/30050A.10P
20051A.10P/30051A.10P



20050P.10P/30050P.10P
20051P.10P/30051P.10P

10 BIOFIL anti-legionella and all-germ cartridges

Cartridge A (without waterproof seal)

Sterile CE, rain effect	20050A.10P
Sterile CE, laminar flow	20051A.10P
Non-sterile CE, rain effect	30050A.10P
Non-sterile CE, laminar flow	30051A.10P

Cartridge P (with waterproof seal)

Sterile CE, rain effect	20050P.10P
Sterile CE, laminar flow	20051P.10P
Non-sterile CE, rain effect	30050P.10P
Non-sterile CE, laminar flow	30051P.10P

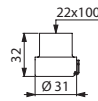
Related products



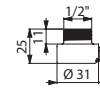
Push-fit connector for cartridge A

Ref. 20050A.10P/30050A.10P
Ref. 20051A.10P/30051A.10P

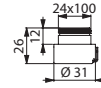
- Connector for installing cartridge A (does not require tools or the water to be shut off).



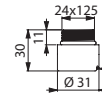
820022



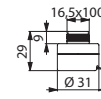
820023



820024



820025



820026

Push-fit connector for BIOFIL cartridge A

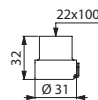
F22/100	820022
M24/100	820024
M1/2"	820023
M24/125	820025
M16.5/100	820026



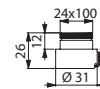
Push-fit connector for cartridge P

Ref. 20050P.10P/30050P.10P
Ref. 20051P.10P/30051P.10P

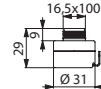
- Connector for installing cartridge P (does not require tools or the water to be shut off).



820122



820124



820126

Push-fit connector for BIOFIL cartridge P

F22/100	820122
M24/100	820124
M16.5/100	820126

The general terms and conditions are valid for all customers.

ORDERS AND QUOTATIONS:

These will be processed in order of receipt.

We do not accept open orders or orders for call-off.

All orders sent imply acceptance of our general terms and conditions of sale and customers waive any claims that may arise from clauses in their own documentation which may differ.

The customer agrees to these terms from the moment that we receive the order, which cannot be cancelled. Orders are accepted without obligation to deliver the order in full in one delivery.

Our commercial representatives are not authorised to agree additional terms verbally, or to provide verbal guarantees beyond those provided in the written contract. In the event of default or delayed payment, the Company will be entitled to suspend deliveries or cancel existing orders without any claim for damages from the customer. In the event of a change in circumstances of the buyer, we reserve the right to cancel existing orders or to demand payment guarantees.

Our quotes do not amount to specifications; specifiers and professional installers are solely responsible for the choice of products according to their intended use, current regulations and recommended guidelines.

PRICE:

Deliveries are invoiced according to the conditions in place at the date of despatch. Prices are given without guarantee and they may be changed without notice subject to fluctuations in costs, VAT or other taxes, according to the prevailing economic conditions.

Price increases will be announced one month prior to their application, and they apply to quotes and orders in hand.

PAYMENTS:

Terms of payments are confirmed when an account is opened, and are dependent on the terms of our credit insurance, and according to each country. We do not give discount for early payment.

In accordance with Article L441-6 of the Commercial Code, any delay in payment will give rise to the following from the first day of delay, regardless of their status with the supplier:

- An interest rate for delayed payment will be applied, equal to the European Central Bank refinancing rate plus 10% (French Law of Modernization of the Economy - LME - No. 2008-776 of 4th August 2008);
- A one-off payment of 40 Euros will apply to cover expenses (European Directive 2011/7 of 16th February 2011, Law 2012-387 of 22nd March 2012, and Decree 2012-1115 of 2nd October, 2012);
- When the recovery costs exceed the amount of the one-off payment, additional compensation will apply where justified.

In the case of late payment, a one-off payment may be required, replacing existing conditions. We will not accept any set off, only our assets have a legal value.

DELIVERY TIMES:

Despatch dates are indicative only and we shall not be liable for any delay or failure in carrying out our obligations where the delay or failure to deliver is caused by risks of manufacturing or where the cause is beyond our control. Delivery delay will not give rise to compensation payment or goods rejection.

SHIPPING:

Orders are sent to our distributors. We do not deliver to site. The buyer assumes responsibility for carriage and packing costs unless otherwise stated in the Incoterms on the invoice accompanying the goods. The goods are always forwarded at the buyer's own risk, whatever the method of transport, even if the carriage is free and special conditions have been granted. The carrier is solely responsible for their delivery, and in the event of delay, missing items, damage or other dispute, the customer must indicate this via the delivery driver's paperwork (either electronically or in hard copy) AND follow up with written notification sent by recorded delivery within 24 hours. A copy of this letter must be addressed to us.

CLAIMS:

No claim will be allowed where the delay in reporting exceeds 8 days following receipt of the goods. The whole of the delivery cannot be rejected because of partial damages and shortages.

PROPERTY IN GOODS:

Notwithstanding any agreed terms of sale, the goods shall remain the property of the seller until payment is made in full. The failure to meet a payment deadline may result in the reclamation of these goods.

The buyer assumes the risks of loss or damage, regardless of the means of delivery, as described in 'DELIVERY TIMES' and 'SHIPPING' above, as well as liability for the damage they might cause.

WARRANTY AND RESPONSIBILITY:

Our products are warranted against any manufacturing defect for a period of 10 years, including electronic controls, excluding other electrical accessories (e.g. hand dryers, etc.) which have a 3-year warranty from the invoice date. This does not apply to products with an expiry date. This warranty is limited to replacement or repair of defective components as determined by our workshops in France but excludes the costs of spoilage, handling and carriage or compensation whatever they are. We are not responsible for handling charges and the cost of returning products to our workshops. Disasters or major water damage as a result of manufacturing defects are covered by our product and/or public liability insurance.

Our warranty and responsibility does not include the following:

- installation that does not comply with the technical specification or current recommended guidelines;
- worn parts;
- non-compliance with installation, user and maintenance guides;
- other factors independent of our products' quality, for example: detergents or abrasive cleaning products, the action of hard water, foreign bodies (e.g. gravel, sand, iron filings, scale, etc.), chemical and electrolytic phenomenon;
- lack of supervision, poor storage or poor maintenance;
- product modifications or actions by the customer, or a third party, without our authorisation using non-DELABIE components and/or consumable items.
- products past their expiry date.

The water-tightness of connections, joints and the product housing is the responsibility of the professional responsible for installation, and must be guaranteed by them. Warranty excludes joints, valves, washers and rubber seals. However they would be supplied if the warranty application requires them. Any finishes other than chrome or nickel are also excluded from the warranty. In the event that the product has been discontinued or manufacturing methods have changed and replacements are not available, similar alternative products will be offered. Replacement under warranty will not extend the duration of the original warranty.

Legal warranty of latent defects applies in any event.

SPARE PARTS:

Spare parts and mechanisms that are essential to ensure the correct operation of our products will be held in stock for the duration of the guarantee. They are listed at the back of our catalogues.

RETURNS:

Goods may not be returned to us for credit without our prior written approval obtained by the buyer from the Company and they are received in a good state (determined by our goods inwards department). All transportation costs for returned goods must be paid by the buyer. Goods must be returned to our factory* with good protective packaging. Deliveries less than a month old will be refunded at the invoiced price. For deliveries older than one month, a deduction will be made for checking, handling and administration costs. A repair and re-stocking fee will apply where appropriate.

Product returns are not permitted in the following circumstances: discontinued products, specially manufactured products, technical or aesthetic evolution of the product since the date of purchase, scratched or damaged products, products purchased more than one year previously, products with an expiry date. If sent to DELABIE, those products outside the scope of returns will be immediately destroyed/recycled, and will not be returned to the customer.

The schedule of standard deductions is as follows:

- return less than 1 month: refund at invoiced price
- return between 1 and 3 months: deduction of 15%
- return between 3 months and 1 year: deduction of 30%
- return after 1 year: no refund possible.
- return without prior agreement: additional deduction of 5% of the value of the goods with a minimum value of €50 excl. VAT.

* DELABIE S.C.S.

18, rue du Maréchal Foch
80130 Friville Escarbotin – FRANCE

CLEANING - MAINTENANCE:

Clean with slightly soapy water only, using a soft cloth or sponge, rinse and dry thoroughly. Do not use abrasive or chlorine-based products (with a hydrochloric acid base), or dyes.

PHOTOGRAPHS AND DRAWINGS:

All photos, drawings or illustrations are for illustrative purposes only, without contractual obligation, and may be subject to change without notice.

We reserve the right to modify designs and dimensions without notice and without recourse. This applies to all references, dimensions, information contained in various documents, catalogues, installation guides, price lists and websites, which can be modified or discontinued at any time without notice.

INTELLECTUAL PROPERTY AND USE OF CONTENT:

The content (including but not limited to the information, text, graphics, data, images, photos, visuals, videos and soundtrack, and the format of all these elements and our catalogues, websites, etc.) are protected under copyright and/or other intellectual property. The contents are the sole property of their respective editors. Any copying, reproduction, use, adaptation, alteration, modification, translation, dissemination, complete or partial, of content, whether they belong to DELABIE or a third party which has granted the rights to DELABIE, by any means whatsoever, is illegal except for the limiting rights that are granted below, and/or private copying for the exclusive use of the copier. The content presented in our communication and business tools may be subject to change without notice and are provided without warranty of any kind, express or implied, and cannot give rise to any right to compensation. Protected content may be specifically identified by the following copyright notices: © or "All rights reserved".

The names and logos appearing in our catalogues and websites are registered trademarks. These distinctive marks are the exclusive property of DELABIE or third parties who have granted the rights to DELABIE. Any use, complete or partial reproduction, or imitation of these marks is prohibited without prior express consent of DELABIE.

Alteration and modification of the contents or their use for any purpose other than that authorised, constitute an infringement of DELABIE's, or a third party's, property rights. With the following limitations, DELABIE grants you the right to download and distribute the content:

- where the download function exists
- for non-commercial purposes
- in good faith
- for maintaining the proprietary notices intact, and for the publication or posting of existing content online, if such information is stated. This right should in no way be interpreted as a trademark or copyright license for the aforementioned content.

PERSONAL DATA PROTECTION:

In line with the General Data Protection Regulation (GDPR), DELABIE is doing everything necessary to limit to a bare minimum the collection of personal data, and its conservation and ensure its protection.

DELABIE only uses this data for its own use for purposes of information and commercialisation of its products. It is not, under any circumstances, given to third parties.

The right of access, rectification, removal and opposition to the processing in addition to the limitation and transferability of your data is possible on request to our Data Protection Officer (DPO) at DELABIE via email (dpo@delabie.fr) or recorded delivery with a photocopy of a photo ID to the following address: DELABIE, 18 rue du Maréchal Foch, 80130 FRIVILLE, France.

EXCLUSIVE TERRITORIES:

In most countries throughout the world, our company has entered into exclusive agreements with organisations to import and distribute our products. Within this framework, our clients cannot sell our products outside their national borders without an express prior agreement on our part.

JURISDICTION:

Acceptance of an order delivered from France settles the contract under the French law. All disputes arising from the present contract will be settled definitively by the Court located in the area of our domicile, even in the event of multiple defendants, regardless of the delivery location or stipulated payment. All clauses to the contrary will be considered null by the mere fact of having dealt with our company.

Find out about all our other **contactless** solutions
at **delabie.com**



Showers







Urinals



Direct flush WCs

Available catalogues:



DELABIE

18, rue du Maréchal Foch
80130 FRIVILLE - FRANCE

DELABIE S.C.S., share capital 1.000.000 € - RCS 615 680 089 Amiens

delabie.com

