


TEMPOFLUX 3 RECESSED WC

Time flow direct flush system with a design-led black glass flush plate for WCs



Design



Water savings



Comfort



Waterproof housing



Refs. DELABIE: 763BOX + 763030, 763BOX + 763000, 763BOX + 763041, 763BOX + 763040

The TEMPOFLUX 3 features an innovative recessing housing, patented by DELABIE. It adapts to all types of installation and to wall finishes from 10 - 120mm deep. Its new black, heat-tempered glass flush plate combines the specific needs of public places (comfort, water savings and vandal-resistance) with an exacting aesthetic.

Water savings

The TEMPOFLUX 3 with 3L/6L dual flush function optimises the flush volume and saves water. The flush volume can be adjusted to 2L/4L, to achieve the highest levels of environmental labels. An anti-blocking feature controls the flush volume regardless of the length of time the user presses the button.

Comfort

Thanks to its soft-touch operation, the TEMPOFLUX 3 can be operated by any user (children, the elderly or people with reduced mobility). The acoustic level is reduced and complies with the European standard EN 12541 class II.

Design

The black glass flush plate on the TEMPOFLUX 3 follows the desire for design that is increasingly sought after in public buildings. The polished metal buttons and surround are aesthetic assets that also add to the robust nature of the TEMPOFLUX 3. The flush plate is also available in satin finish or chrome-plated metal.

Easy to install

There are multiple installation options for the housing: fixed to plasterboard rails by the sides; to solid walls from the front, or onto panels from the rear. The housing can be cut to size lengthways to adjust to walls up to 120mm deep: thick walls (bricks or breeze blocks) for public buildings exposed to high levels of vandalism. The TEMPOFLUX 3 can be connected from outside the housing to standard or "pipe-in-pipe" systems.

Secure flush

During installation, the cartridge can be replaced by a temporary casing to facilitate and ensure a safe system flush, without damaging this sensitive element.

Waterproof housing

Standard housings are designed to be cut to size behind the collar which increases the risk of leaks between the wall and the collar.

DELABIE has developed a housing that can be cut to size in front of the collar which ensures that the installation is completely watertight. A seal integrated within the collar means that the housing is 100% waterproof. The collar simply clips onto notches on the housing which help to lock it in place (patented system).

Resistant to intensive use and vandalism

To avoid misuse and waste, the TEMPOFLUX 3 is equipped with an AB Anti-Blocking system. This security feature prevents the valve being blocked in the open position. The valve flushes only when the push-button is released.

Simple to service and maintain


The cartridge, flush actuator and stopcock are all accessible from the front. Simply remove the flush plate to gain access.

The flush volume can be adjusted (3L/6L or 2L/4L) on the back of the flush plate, without shutting off the water or removing the valve.

Unlike other products that are available, TEMPOFLUX 3's backflow prevention device is located inside the housing. In the event of any backflow, the water will be evacuated in front of the wall, via the housing, and not behind (or into) the wall.

The valve is suitable for grey water and sea water. The valve can be disconnected and removed from the inside without removing the housing, making protection from frost and in-depth maintenance easier.

WINNER OF MULTIPLE AWARDS:



PRODUCT BRIEF / TEMPOFLUX 3

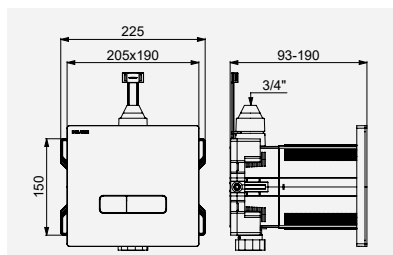
A recessed dual flush, direct flush WC valve with anti-blocking, featuring a design-led black glass flush plate

DELABIE's time flow direct flush WC valve combines design, comfort and vandal-resistance. The studied design of its new black glass flush plate enhances public washrooms. The same housing can be installed in various ways: on plasterboard rails, solid walls or panels. It is completely waterproof thanks to a patented system where the housing is cut to size in front of the collar. To simplify maintenance procedures, the sensitive elements (cartridge, filter and stopcock) can be accessed from the front, without removing the housing. 10-year warranty.

Images available on our website delabie.com, in the PRESS section



TEMPOFLUX 3 recessed
Black glass
Ref. DELABIE:
763BOX-763030



TEMPOFLUX 3 recessed
Black glass
Ref. DELABIE: 763BOX-763030

A SINGLE PRODUCT FOR ALL TYPES OF INSTALLATION

ADJUSTABLE FINS




PLASTERBOARD RAILS



SOLID WALLS



PANELS



TEMPOFLUX 3 recessed
Ref. DELABIE: 763BOX-763030



Secure flush



Installation example
Ref. DELABIE: WC TEMPOFLUX 3

DELABIE, manufacturer's expertise

DELABIE, a 100% family-owned French company, founded in 1928, is the European market leader in water controls and sanitary equipment for public and commercial places. The company offers five product ranges specifically for this market: Commercial water controls, Hospital water controls, Accessibility and Hygienic accessories, Stainless steel sanitary ware and Specialist water controls.

Over 2,000 DELABIE manufactured items, including international references, are exported from its factory in France to more than 90 countries.

The company has 9 subsidiaries worldwide: Germany, Austria, Benelux, United Kingdom, Spain, Portugal, Poland, United Arab Emirates (Dubai) and China (Hong-Kong).

Find DELABIE on these social networks



PRESS CONTACT

DELPHINE BUSSIÈRE
International Marketing Dept.

Tel. +33 (0)6 30 37 26 46
presse@delabie.fr